



Government of the Republic of Trinidad and Tobago

MINISTRY OF EDUCATION



Infants Activity Pack

Week 8

Caring



We show **care** for the environment.



We show **care** for people who live in our community.



Police Officers



Neighbours

We show **care** for our family, friends and teachers.



Our Family



Our Friends



Our Teachers

Can you think of other people in your community that we should care for?

We also show **care** for plants, animals and the things around us.



Which picture shows **care** for others?



Which picture shows **care** for others?



Which picture shows **care** for things?



Which picture shows **care** for the environment?



Dear Parent,

Our nation's greatest resource is its people. How we row our children and what we teach them affect our beautiful country. When we demonstrate care for them, other people, animals and the environment, we teach them the same.

Parents are advised to:

- ensure their children's basic needs (food, clothing, shelter and love) are met
- keep them healthy
- keep them safe and from harm
- educate them
- be good examples to them

Teach your children:

- values that would prepare them to be productive citizens
- to communicate with words
- to love themselves
- to understand the differences in people
- respect the ideas of others
- tolerance

Parents are their children's first teachers and what they learn from you colours how they live the rest of their lives.



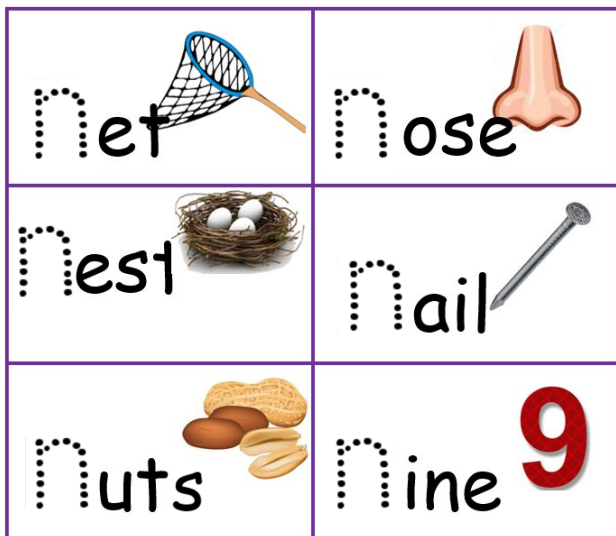
Infant 1

Letter n

Trace the letter **n**.




Trace the beginning letter. Look at the pictures. Say the words.



Sound of Letter 'n'

The names of these pictures begin with the 'n' sound.











Circle the 5 pictures with names that begin with the 'n' sound.



Money

Look at our coins and bills that are the **same in value**.

Is the same as		Is the same as	
 10 ¢ (ten cents)	→	 two 5 ¢ coins	
 \$5 (five dollars)	→	 five \$1 bills	
 \$10 (ten dollars)	→	 two \$5 bills	
 \$10 (ten dollars)	→	 one \$5 and five \$1 bills	

What can Pam buy at the School Fair?



Time

Here are some daytime and night-time activities.



Circle the activities you do **every day**.

Circle the activities you do **every night**.



Write three activities **you** do both **daytime** and **night-time**.

1) _____ 2) _____ 3) _____







Infant 2

Phonics - long i

The letter "e" at the end of a word changes the short sound of the vowel, which comes before it, to a long sound.

For example: nine **9** ice 

Read the words with the long 'i' sound. Draw a line from each word to the correct picture.

bike •	•	
mice •	•	
smile •	•	
kite •	•	
lime •	•	
pineapple •	•	

Read these sentences.

Mike can ride a bik and fly a kite.
We put ice in the lime and pineapple drink.

Sequencing

Look at the pictures. Write **1, 2, 3** or **4** in the boxes to put the story in order.



Tell the story to someone.
What is the lesson we can learn from this story? Circle one answer.

- A. We can eat ice cream on a hot day
- B. We must make wise choices
- C. We must share with others

Sequencing

Write "first", "second", "third" or "last" under each picture to tell the sequence.


1. How do you wash your hands?



2. In what order do these celebrations take place during the year?



3. How do you get ready for bed?

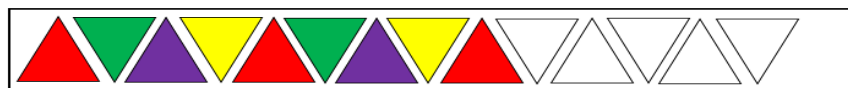


Extending Patterns

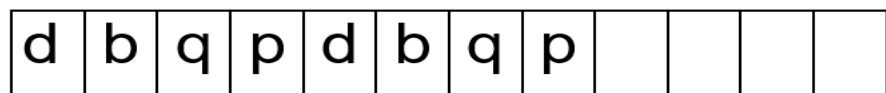
1. Circle the ball that continues the pattern.




2. Colour the triangles to show how the pattern continues.



3. Continue the pattern by writing the missing letters in the empty spaces.



4. Look at the patterns created below.



Now practice creating patterns on your own. You are free to choose your own objects (shapes, letters, numbers, drawings, pictures, real objects).

Caring for Others

What is the boy doing?
Who is he helping?



The girl is helping her friend. Why?



What is the man doing? Why?



What are the people doing? Why?



When we do these activities, we show care.

Your friend is crying because she fell.
How can you show care?



This puppy is hungry.
How can you show care?



Colour the dog and her puppies.
Each puppy is coloured differently.

