



Government of the Republic of Trinidad and Tobago

MINISTRY OF EDUCATION



Infants Activity Pack

Week 8-Term 2

Theme 2021: Forest and Livelihoods: Sustaining People and Planet

World Wildlife Day 2021 celebrates **our forest**, the **local people** (living in the area) who **depend** on the forest and who **use it** without **causing too much damage**.

A forest is land covered with trees close to each other. Wildlife make their homes in the forest.

Wildlife are the plants (flora) and animals (fauna) that make their homes in an area e.g. forest



Save us before it's too late




WORLD WILDLIFE DAY
3 MARCH




Let's find out about our **wildlife**

Meet the Animals



The Plants Around Us



Wildlife and Livelihood

Many people use the plants and animals (**wildlife**) to make a living.



Herbalists, Scientists and Artists - use many plants and herbs to make medicine, makeup, jewellery.



A herbalist uses plants and natural products like honey and clay for wellness and healing.



Infant 1

Word Family - d, g, h

Say the **beginning sounds** of these words.



dog



hat



girl

Say the names of the pictures. Circle the correct **beginning sound** of each word.

d **g** h



d g h



d g h



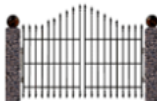
d g h



d g h



d g h



d g h



d g h



d g h

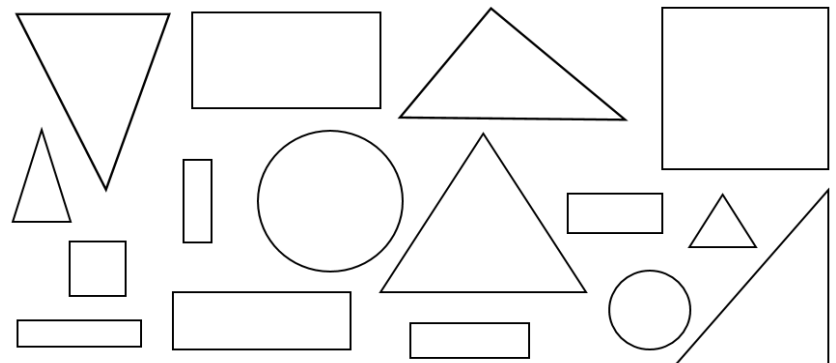


Write words from the list or your own words, to describe each shape. Let someone help you read and write the words. The first one is done for you.

Plane Shapes

<div style="background-color: red; color: white; padding: 5px; text-align: center;">square</div> <p>big flat has four sides same sides</p>	<div style="background-color: green; color: white; padding: 5px; text-align: center;">rectangle</div> <p>_____</p> <p>_____</p> <p>_____</p>	round flat big small pointed sides two three four long short same
<div style="background-color: blue; color: white; padding: 5px; text-align: center;">triangle</div> <p>_____</p> <p>_____</p> <p>_____</p>	<div style="background-color: yellow; color: black; padding: 5px; text-align: center;">circle</div> <p>_____</p> <p>_____</p> <p>_____</p>	

Colour the big triangles blue. Colour the small rectangles green.



Sight Words

Say the word 	can	up	they
Spell it! 	c-a-n ↓ can	u-p ↓ up	t-h-e-y ↓ they
Colour it! 	can	up	they
Trace it! 	can	up	they
Circle it! 	can can cane come can	us up up cap up	they them they they the
Read it! 	They can play with us. Can they go up the tree?		



Remember

When we **add** we **join** groups of objects together

When we **subtract** we **take away** objects from a group

We can practice adding and subtracting at the same time!

How many cookies are there in total?

Count all the cookies. There are five cookies in total.



3 add 2 equal 5

Count the cookies. Take away 2 cookies. How many are left?



5 take away 2 equals 3

Count the cookies. Take away 3 cookies. How many are left?



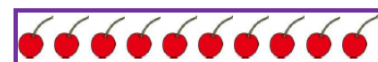
5 take away 3 equals 2



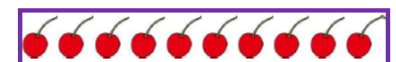
Now, let's practice!



6 add 4 equal _____



10 take away 4 equals _____



10 take away 6 equals _____

'ch'

Look at the pictures and say the words. Circle the words that begin with the /ch/ sound like in **chain**. Colour the chain.



Sequencing

Look at the pictures. Write **1**, **2**, **3** or **4** in the boxes to put the story in order.



Anna puts the ball in the horn and they leave.



Zane blows his horn by Anna and the dog.



The sound hurts the dog too. The sound hurts Anna's ears.

Tell the story to someone. Read the questions and say the answers.

- Why did Anna cover her ears?
- What would you tell Zane about his behaviour?
- How do you think Anna felt in the end? Give a reason for your answer.

Infant 2

Repeating Patterns and Non-repeating Patterns

A pattern may be **repeating** or **non-repeating**.

Repeating Pattern (The rule repeats over and over again)

The part that repeats.

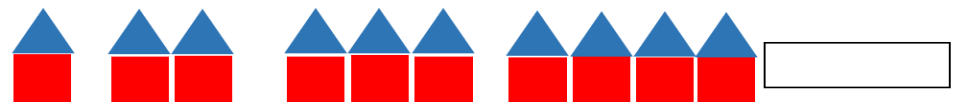
Non-repeating Pattern (Something in the rule is different each time)

The number of triangles increases by one each time.

Write **repeating** or **non-repeating** in the box next to each pattern below.



1 8 8 1 8 8 1 8 8



Skip Counting in 2's

Skip counting is counting by a number by **other than 1**.

To skip count forward in 2s, add 2 to the previous number.

To skip count backwards in 2s, take away 2 from the previous number.

0 2 4 6 8 10 12

20 18 16

Skip count in 2s starting from 0. Circle the numbers you say. Cross out the numbers you don't say.

19 3 8 15 1 12 17 6 14 10
7 20 4 2 13 11 16 9 5 18

Count backwards in 2s → 20, 18, 16, _____, _____, _____, _____, _____

Count forward in 2s →

1 3 _____ 11 _____ 17 _____

Threats to Wildlife

What we do, can affect where plants and animals live:

Forest fires


Flooding

Cutting down trees

Smoke from factories

Changes in weather

Dumping of garbage



Protect our Forests and Wildlife

Plant trees and flowers to make a home for wildlife.



Banana Plant



Heliconia

Learn about our local plants (flora) and animals (fauna)



**The Earth is our home!
So let us take care of it.**

Our environment should be **valued** and treated with **respect**. We depend on wildlife for food, fun and to help feed our families.

Remember on **21st March** we will also **celebrate International Day of the Forest**

Please do your part to help protect the wildlife in Trinidad and Tobago!

Become an Ambassador

Say this pledge to earn your Badge

Forest Pledge

Do not be afraid when I visit,
I promise to respect your space and treat you well,
to only look and enjoy your many friends (animals).

Put your Name here



Let's See If You Can Find Me?

Circle the Iguana



Paint, colour and draw your favourite animal or plant.



I am a Humming Bird, colour me please



To Environmental Management Authority (EMA) Avinash Sagam and friends for sharing some of your treasured photos with us, the Ministry of Education.