



Government of the Republic of Trinidad and Tobago

MINISTRY OF EDUCATION



Infants Activity Pack

Week 7-Term 3



I show loyalty to



An important human value is **loyalty**

When we speak about **loyalty**, we talk **actions** and **attitudes** which help us **build better relationships** with our **family, friends, school and community**.

Loyalty looks like this:



Taking part in group activities e.g. school clubs, community drives, family events



Being willing to help and support



Caring for my family and friends



Wearing our school uniform correctly and with pride



Speaking positively about our school to others-

My school is fun, caring and comfortable.



My school has hardworking teachers.

Showing loyalty to your community:



Support groups, activities and events in your community, e.g. attend a cricket match.



Speak positively about your community.



Get together with family and neighbours to keep your community clean, e.g. adopt a park.

Caring for our school environment



Showing school spirit by participating in school events and competitions



Infant 1 - Subtraction Practice

Let's solve Subtraction problems. One is done for you.

Daddy bought 6 oranges.
He gave 2 oranges to Joey.
How many oranges were left?



Count the set of oranges.
Take away 2 oranges.
Count the oranges left.



6 take away 2 equals 4

4 oranges are left.

Solve the problems. Write your answers.

Priya cut 8 hearts from paper.
She shared 4 with her friends.
How many hearts were left?



8 take away 4 equals _____

Nine chocolates were in a box.
Leo ate 3 chocolates.
How many chocolates were left?



9 take away 3 equals _____

Five birds sat on a tree branch.
Three birds flew away.
How many birds were left?



5 take away 3 equals _____

Eli had 7 balloons.
He gave away 6 balloons.
How many balloons were left?



7 take away 6 equals _____

Infant 1 - Solid Shapes

Describe the solid shapes. Let someone help you read the sentences.

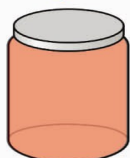
ball



I am big and round.

I roll on the ground.

jar

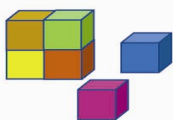


I am thick or fat.

One side is round, and two sides are flat.

Select words from below the pictures to complete the sentences.

blocks



We are t_____, and s_____.

We can s_____ to make a wall.

small thick stack thin

cupboards

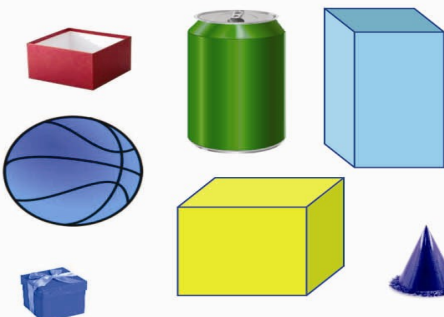


I can be tall or s_____, thin or w_____.

I have f_____ sides.

wide flat short big

Circle shapes that are large and blue.




Circle objects that can roll.



Infant 1 - Word Family - ick

Write 'ick' in the blank spaces. Read the words.

ick



k_____



p_____




s_____



br_____



ch_____



Read the sentences.

The baby is sick.

Rick will pick up the brick.

Jan can kick the ball.

Infant 1—Sight Words

Use a word from the box to complete each sentence.

down

his

make

not

were

1. She jumps up and down.



2. I can _____ up my bed.



3. We _____ playing football.



4. This is _____ pet dog.




5. It is green, _____ red.



Infant 2 — Comprehension

Rubber bands



1. How many colours of rubber bands are there in the picture?

2. Write two words to describe rubber bands.

3. Name two things you can do with rubber bands.

4. Do you like rubber bands? Give a reason for your answer.

Infant 2 – is or are

Singular (One)	Plural (More than one)
Jaden is	Jaden and Anna are
Anna is	The boys are
The cat is	Six trees are

Put in **is** or **are** to complete each sentence.

1. Three birds **are** flying.

2. Kyle _____ hungry.

3. The mango _____ green.

4. Sam and Lee _____ friends.

5. Maya _____ seven years old.

6. The books _____ on the table.

Complete these sentences.

1. Akeel is _____.

2. My pencil is _____.


3. The girls are _____.

Infant 2- Repeating Patterns

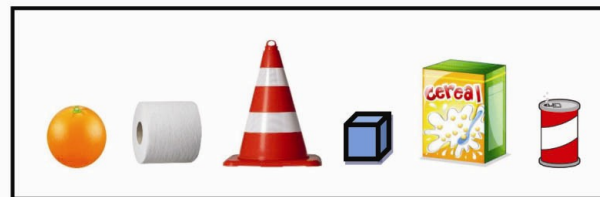
ACTIVITY: Where am I?


Circle the solid that fits the description below.
The first one is done for you.


1. I am next to .



3. I am between  and .

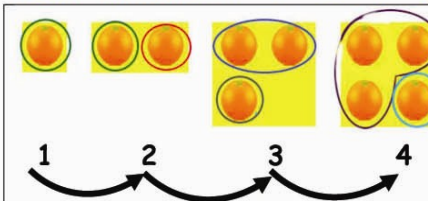


2. I am on top of .



Infant 2 – Let's Count Forward and Backward

Count forward: 1 2 3 4 5 6 7 8 9 10



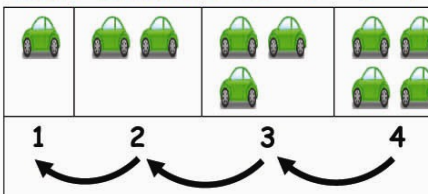
When we count forward by one we **add one**.

1 add 1 equal 2

2 add 1 equal 3

3 add 1 equal 4

Count backward: 10 9 8 7 6 5 4 3 2 1



When we count backward by one we **take away one**.

4 take away one equals 3

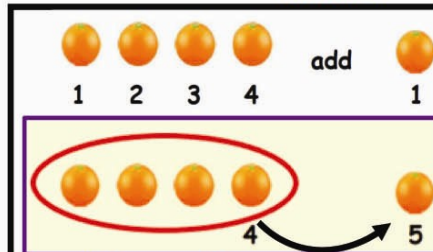
3 take away one equals 2

2 take away one equals 1



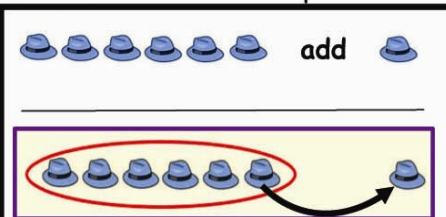
Let's practice **adding one** and **taking away one**!

Remember count **forward** and **backward**! Follow the examples.




Count forward from 4.

4 add 1 equal 5



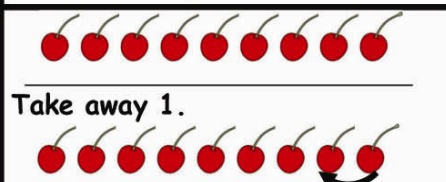
Count forward from .

add 1 equal



Count backward from 7.

7 take away 1 equals 6



Take away 1.

Count backward from .

take away 1 equals

Showing loyalty to family and friends

Loyalty begins in the home. We must be loyal to our parents/guardians, grandparents, brothers, sisters and the other people we may live with. Just like our family, we must also be loyal to our friends. Let us look at some ways that we can be loyal to our family and friends. Read the following examples and place a circle around those that show loyalty.

1. I told my friend he was wrong to laugh when a little boy fell.
2. I kept my promise and cleaned my bedroom.
3. I stood up for my friend when someone said something unkind about her.
4. I told everyone that my parents punished my brother.
5. I am happy for my brother. He placed first in test.
6. My friend said someone touched him inappropriately. I told no one.

1, 2, 3 and 5 are examples of being **loyal**. Let us see why a person is **loyal** in these examples.

1	A loyal friend is honest and tells you when you are doing something that is right or wrong.
2	You are loyal and show love when you keep promises .
3	A loyal friend supports and defends his/her friend.
5	You are happy for the successes of your family and friends.

Let us now look at why a person is **not being loyal** in examples 4 and 6.

4	A loyal person does not embarrass family and friends. There are good and bad secrets . A good secret is when your friend tells you that he/she has saved money to buy a gift for mummy for Mother's Day. You are loyal when you keep good secrets and do not tell anyone.
6	If someone has harmed, hurt or threatened your friend, then that is a bad secret you must not keep . Speak to a trusted adult (parent, teacher, principal or Guidance Officer) so that no harm will come to your friend.

Showing loyalty

Showing loyalty makes you feel that you belong. You are part of a family, class, team, community and school. Being loyal helps you to grow into a caring, respectful, dependable (you can be counted on) and responsible person.

Music: String Instruments

Instruments belong to families based on how they are played to create sounds. Sounds are produced on **string** instruments when their strings are plucked, strummed or hit directly by fingers. The pictures below are string instruments.



Guitar



Violin



Lute



Harp



Banjo



Cello

How are these instruments played? How are they similar or alike? How are they different?

Mother's Day Craft - Palmiste Government Primary School

