



Government of the Republic of Trinidad and Tobago

MINISTRY OF EDUCATION



Infants Activity Pack

Week 6-Term 2

I Respect Myself, Others and My Country



All persons deserve to be treated with **Respect**.

Do you know what respect means?

Respect means treating others as you want to be treated and accepting them for who they are.

Why show respect?



As a responsible young person, you should show respect because it is the right thing to do!

To whom should you show respect?



Yourself. This means being proud of who you are, loving yourself and knowing that you are special.

Your principal and teachers. They take care of you while you are at school and make sure you learn and play in a safe environment.



Your family and friends. It is important to show them that you love them for all that they do.

Persons in authority. They help protect you, your school and your neighbourhood and keep everyone safe.



The President,
Paula-Mae Weekes

The leaders of our country. Show respect to our leaders because they represent all the people of Trinidad and Tobago. They work hard to make our country a better place.



Prime Minister
Dr. the Honourable, Keith Rowley



Infant 1

Letters - b, c, f

Say the **beginning sounds** of these words.



bat




cap



fan

Say the names of the pictures. Circle the correct **beginning sound** of each word.

b c **f**



b c f



b c f



b c f



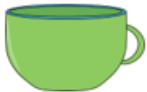
b c f



b c f



b c f



b c f



b c f



Mass

The **mass** of an object tells us how **heavy** or **light** it is. When you **lift**, **push** or **pull** an object you will know if it is **heavy** or **light**.

Lift the objects below.

Write **heavy** or **light** in the box for each picture.

Two are done for you.

Do not lift things that are **too heavy**!




 one balloon	light	 Pumpkin	heavy
 large book		 a pack of crayons	
 wooden cricket bat		 football	

Let's Learn to Subtract

Remember? When we **add**, we **join** groups of objects together.

Count all the mangoes.



2 and 3 make 5

There are five mangoes in total.



Now, let's use the **5 mangoes** to learn to **subtract**!

When we **subtract**, we **take away** objects from a group.

Read the problem.

Sue had **5** mangoes.

She **gave** **2** mangoes to her friend Luis.

How many mangoes did she have **left**?

Count the mangoes.



Take away **2** mangoes.



Count the mangoes that are left.

Answer: Sue has 3 mangoes left.

Let's practice **subtracting**!

Count the cookies. Take away 4 cookies. How many cookies are left?



Answer: _____ cookies

Mummy picked **8** roses.

She gave away **3** roses.

How many roses does she have left?



Answer: _____ roses

Sight Words

Say the word 	run	go	play
Spell it! 	r-u-n ↓ run	g-o ↓ go	p-l-a-y ↓ play
Colour it! 	run	go	play
Trace it! 	run	go	play
Circle it! 	rat run run run ran	go on go go got	play play pray play blank

'l' blend sounds

Circle the pictures with the beginning 'l' blend sound on each row.

fl



flag



flip

bl



cl



fl



Read these sentences.

The colours of our national flag are red, white and black. The clown has three flowers in his hand.

Sequencing

Look at the pictures. Write 1, 2, 3 or 4 in the boxes to put the story in order.



Tell the story to someone.

Read the questions and say the answers.

- What was the boy trying to do?
- What happened when the girl turned around?
- Do you think this story is funny? Give a reason for your answer.

Infant 2

Interpreting Calendars

Use the calendar to answer the questions below.

FEBRUARY 2021						
Sun	Mon	Tue	Wed	Thu	Fri	Sat
31	1	2	3	4	5	6
	8	9		11	12	13
1	15	16	17	18		20
21	22	23	24	25		27
28	1	2	3	4	5	6

Fill in the missing numbers on the calendar.

How many Fridays are there in February?

How many weekend days are there in February?

Mark is visiting his uncle on the 26th February. What day is it?

Mark is returning home three days later. What date will it be?

Dot Patterns

We can show numbers by using dots.

2 two	3 three	4 four	5 five	6 six

Combine the dots patterns seen above to show the following numbers in different ways. The first one is done for you.

7 seven		
10 ten		
9 nine		



As a citizen of Trinidad and Tobago, you should also show respect for your country. Stand at attention when the National Anthem is being played.

We show respect by the things we say and do. Let us look at some ways.

Use good manners

Say these magic words:

Thank you!
Excuse me!
Yes, miss.
No, sir.
Good morning.
Good afternoon.
Good night.



Show respect when speaking and listening to others. Always use kind words.

Class Rules

- Raise your hand.
- Respect yourself and others.
- Say please and thank you.
- Listen when your teacher is talking.



Obey the laws of the country. Do not litter. It is important to keep your surroundings clean so that you do not get sick.

Remember **to treat all persons with respect**: your family, friends, neighbours, those in authority, our leaders and our country.

As a young person, your **behaviour, thoughts and actions** are important when showing respect.



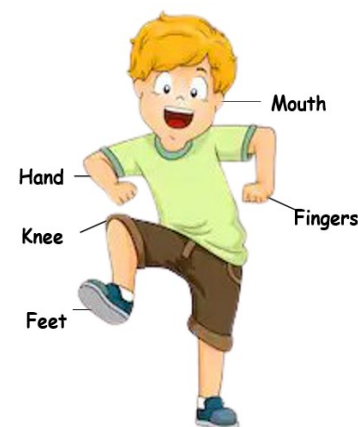
Let us help build a better Trinidad and Tobago.

The Human Body & Sound

The human body creates sounds. Let us create sounds using different parts of our body.

Let's start by counting 1, 2, 3, 4. Count again, 1, 2, 3, 4, and again, 1, 2, 3, 4. Look at the different parts of the body and follow the instructions. Complete every action on the list for four (4) counts- 1, 2, 3, 4.

- Pat your knees
- Clap your hands
- Snap your fingers
- Give your partner a high five
- Clap your hands
- Stomp your feet
- Clap your hands
- Pat your head
- Clap your hands



Now let us put those actions to the song **"If You're Happy and You Know It"**.

If you're happy and you know it clap your hands
If you're happy and you know it clap your hands
If you're happy and you know it and you really want to show it
If you're happy and you know it clap your hands.

Other actions: Stomp your feet
Nod your head
Say ha ha

You can go to this link to find a recording of the song and you can follow:

<https://youtu.be/hwTwt4oIW3U>

Continue singing the song adding other actions of your own.