



Government of the Republic of Trinidad and Tobago

# MINISTRY OF EDUCATION



## Infants Activity Pack

Week 5

Let's celebrate our First Peoples



The First Peoples are the first inhabitants of Trinidad and Tobago. They were here when the Europeans came. You may know them as Amerindians. There are descendants or relatives of these First Peoples, the Santa Rosa First Peoples and the Warao, in Trinidad and Tobago. Descendants are the members of your family from a long time ago.

Dear Parent,

Trinidad and Tobago is a diverse country, with people of many backgrounds and origins. At an early age, children develop an awareness of differences in people. They continue to develop concepts about these differences as they grow.

Parents have the opportunity to shape their children's thinking to reflect a common culture, while at the same time recognize that we are not all the same.

It is important for young children to learn that everyone is alike but there are differences which must be respected in order to live peacefully with each other.

This week we feature our First Peoples. Their history would enable our children to understand how other citizens view our country, what shaped their points of view and how we can foster good relationships as we live together. We can further understand the First Peoples culture and contributions to our wonderful nation.

Where do First Peoples live?

The First Peoples call Trinidad **Kairi**. They called Tobago **Tobaco** or **Tavaco**. Here are some communities where their descendants can be found and the meaning of the names of these places.

First People Name	Meaning
Arima	Water/meeting place
Aripo	Baking bread or Cassava
Caroni	Water
Chaguaramas	Palmiste Palm
Naparima	Single Hill
Siparia	Hard, rough, course or sand city
Toco	Wild sapodilla

Amerindian Heritage Day

Amerindian Heritage Day is celebrated on October 14<sup>th</sup> every year. The Carib Queen is an important person in this celebration. We also celebrate the Feast of Santa Rosa in Arima and La Divina Pastora in Siparia.



The Feast of Santa Rosa

A church service (Mas) is held at the Roman Catholic Church in Arima every year. A parade through the streets follows.




Continues in page 4



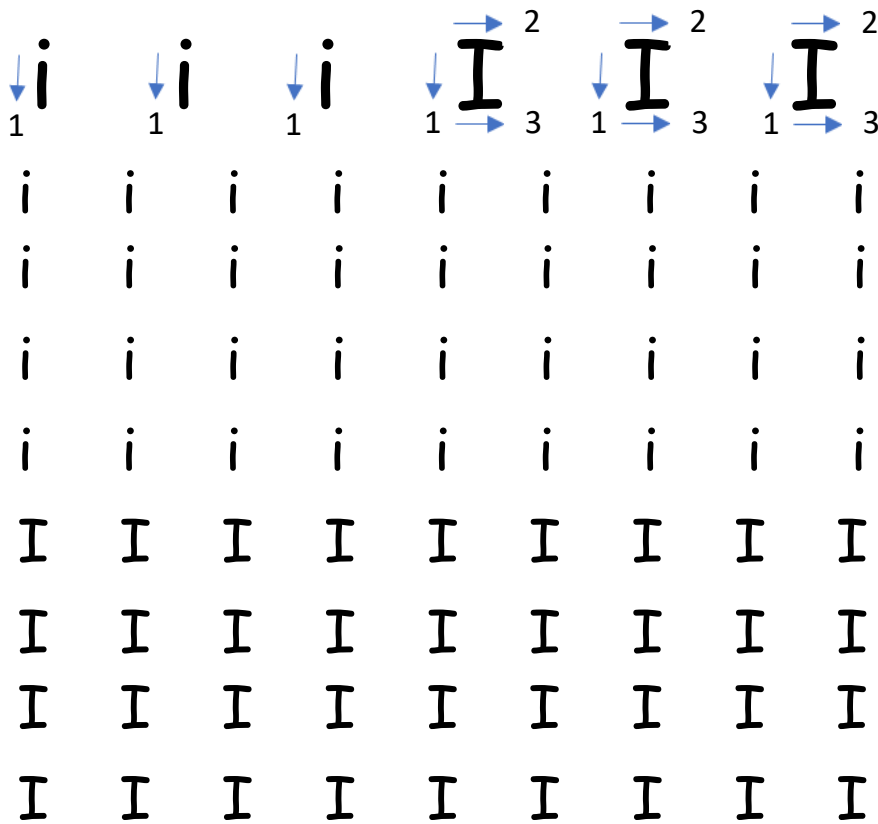


## Infant 1



I i

Let's trace the pattern.







It is an




It is an



Let's read these sentences.

 I am a boy.	 I am a girl.
 I am a singer.	 I am a teacher.

Think of sentences using 'I am'. Say them to someone. You can use these pictures.



## Plane Shapes

Use the pictures and the clues to put in the missing words:

circle, rectangle, square, triangle




square



circle



rectangle



triangle

I have three sides,  
\_\_\_\_\_ I am called.











I have 3 tips,  
I am big or small.

I am round,  
I look like a pie.  
I have no sides,  
A \_\_\_\_\_ am I.

I have four sides,  
They are all the same. I have four corners,  
\_\_\_\_\_ is my name.

I am a \_\_\_\_\_,  
I look like a door.  
My sides are long and short,  
Together they are four.

Practice: Write the number names.

1 one		one			
2 two					
3 three					
4 four					
5 five					
6 six					
7 seven					
8 eight					
9 nine					
10 ten					

## Infant 2













### Worksheet - A or An

We put a before words beginning with a **consonant** sound.  
We put an before words beginning with a **vowel** sound.













a b c d e f g h i j k l m n o p q r s t u v w x y z

 <u>a</u> n <u>a</u> pple	 <u>a</u> n <u>e</u> gg	 <u>a</u> <u>d</u> og	 <u>a</u> <u>b</u> ook
--	---	---	--

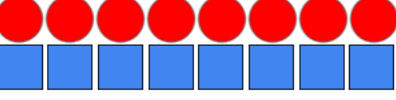
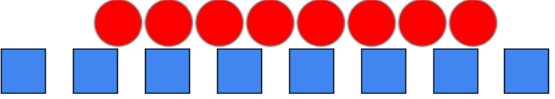
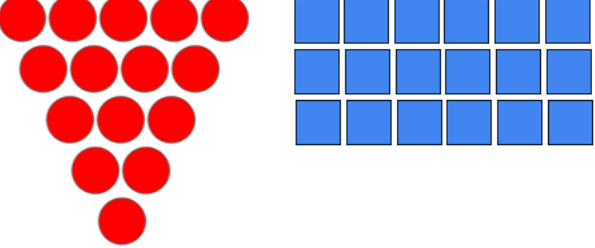

Write a or an in the blank spaces and read the words.

 ___ pot	 ___ tree	 ___ ox	 ___ card
 ___ octopus	 ___ goat	 ___ house	 ___ eggplant
 ___ arm	 ___ insect	 ___ net	 ___ watch


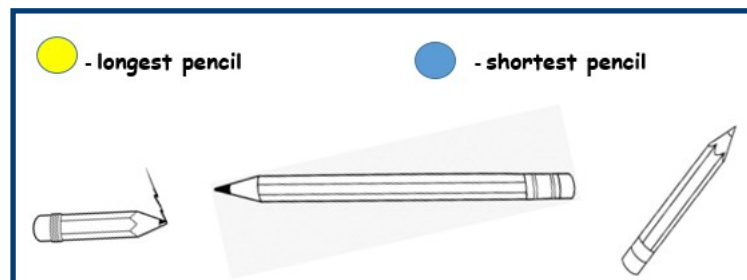
Add 's' to make these more than one.

One	More than one
 one hen	 three <u>hen</u> s
 one cow	 two _____
 one egg	 many _____
 one car	 two _____
 one book	 some _____
 one kite	 four _____

Write **A**, **B** or **C** to describe the number of circles and squares as:  
A - There are more circles than squares  
B - There are more squares than circles  
C - The number of circles and squares is the same

Let us look and colour. Use the colours in the circles as a guide.





## Food



The First Peoples' food are enjoyed by many in Trinidad and Tobago. Foods such as cassava bread, farine, warap, barbecued wild game, corn pastelles, coffee and cocoa are served today.

## Examples of the First Peoples' Culture

### Musical Instruments



The rhythms of their early instruments used by the First Peoples mostly resembled sounds from nature. Many of these instruments are used in our cultural events today. These include wooden drums, the maracas, little drum sticks and conch shells.

## Music




Parang music which we enjoy at Christmas time is a mix of Spanish and Amerindian music.

## DID YOU KNOW?

The First Peoples are also found in other Caribbean islands such as St. Vincent and the Grenadines, Dominica, Guyana, French Guiana, Suriname and Belize?

## The First Peoples Heritage Village



## Why is this important

It is important to know our past and ensure that the history of the First Peoples is not lost. This helps us appreciate and respect each other as we live together in our beautiful twin island.

Let us remember the First Peoples of Trinidad and Tobago.

## SCIENCE

### Food from animals

These are food from animals.

Each colour has a matching number. Colour the picture using the colours provided.



fish



egg



cheese



butter




chicken



steak

Circle the food from animals.



carrot



melongene



steak



chicken



tomato



eggs




fish



cucumber



cheese



1-red

2-green

3-pink

4-yellow

5-orange

6-blue

