



Government of the Republic of Trinidad and Tobago

# MINISTRY OF EDUCATION



## Infants Activity Pack

Week 3-Term 2

### What is education?

Education is about learning **new** things, how to **do** things and how to **use** it to make our lives and the lives of others happier.



For example, education helps us to learn about  
**Mathematics** -What is 2 + 2?  
**Social Studies** -What is the capital city of Trinidad?

### All children have a right to an education!

It does not matter who you are, where you live or how much money your family has or do not have. All children have a right to go to school and learn.

### Education for Peace

You may think that education for peace is about not fighting, quarrelling or getting into trouble. However, education for peace is also making sure that **all children have a bright future**.

Children have the right to attend school, be treated fairly and have access to the things you need to help you learn.



The opportunity to attend school



School supplies



Healthy foods and snacks

### Let's look at how we can help?

Let us look at some ways you can help your friends, classmates and others feel happy, comfortable and ready to learn.



Donate food and school items to students in need



Start a fundraiser with your family or community



Show you care by listening to the views of others and treating everyone the same



Share your stationery if you have extra



Did you know?

24<sup>th</sup> January every year is

# I

nternational 

# D

ay of 

# E

ducation.

This year we will celebrate the **Role of Education for Peace**.

### Education in Trinidad and Tobago

The Government of Trinidad and Tobago supports schools throughout the country so that parents do not have to pay for their children to get an education.

### Education is free

At school we can



Join clubs



Read and write



Run, play, have fun



Make friends

### Remember

- All children must attend school between the ages of five and sixteen years
- All children have the right to an education
- Teachers help you learn in the way that is best for you
- Your school is safe and secure

### Meet our Ministers of Education



Dr. the Honourable Nyan Gadsby-Dolly  
Minister of Education



The Honourable Lisa Morris-Julian  
Minister in the Ministry of Education




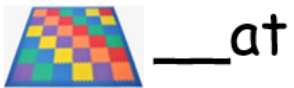
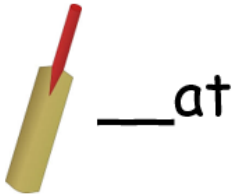
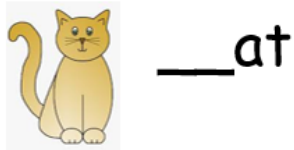
## Infant 1

### 'at' family

Write a letter from the box to complete each word below.

b c h m r

at



Read these sentences.

The **fat** **cat** **sat** on the **mat**.

Can a **rat** sit on a **hat**?

### Sight Words

Say the word 	and	to	we
Spell it! 	a-n-d ↓ and	t-o ↓ to	w-e ↓ we
Colour it! 	and	to	we
Trace it! 	and	to	we
Circle it! 	and are and am and	to to no to pot	he we we met we

### Who is First?

Four children ran a race.  
Luke was in **first** place.  
Jose was **second** in the race.  
Ella came **third** and Alex was **last** in the race.  
The children had fun.



Noah is **first** and Ravi is **third** in the line to wash his hands.  
Lily is **second** and Mia is **last** in the line.



Write the names of the children in their places in the line.

The **first** turtle is green.  
Colour the **second** turtle in red.  
Colour the **third** turtle in blue and the **last** turtle in yellow.  
Write the places below the turtles.



The **first** day of the week is \_\_\_\_\_.

The **second** day of the week is \_\_\_\_\_.

The **third** day of the week is \_\_\_\_\_.


The **last** day of the week is \_\_\_\_\_.

### Recognizing Numbers 1 to 5

Look at the different ways **the same number** of dots are placed. Draw another way to place each set of dots.

2 two				
3 three				
4 four				
5 five				

Write the number of dots that you see on the sides of the dice below.



## Infant 2

### Review of long a, i, o

Search a Word Puzzle

Find the words below in the puzzle and circle them.  
The words go across → and down. ↓

gate mine bone  
plate ✓ pineapple robe  
snake smile rose



s	n	a	k	e	m	p	k	b
m	a	k	e	s	o	l	i	r
i	e	g	a	t	e	a	t	o
l	m	i	n	e	r	t	e	s
e	r	o	b	e	f	e	r	e
c	a	g	e	b	o	n	e	g
p	i	n	e	a	p	p	l	e

### Sequencing

Look at the pictures. Write 1, 2, 3 or 4 in the boxes to put the story in order.


Tell the story to someone.

Read the questions and say the answers.

- Say two things you learn about the dog.
- How do you think the man felt at the end? Give a reason for your answer.
- Suggest a suitable title for the story.


### Repeating Patterns

The repeating pattern below is made with plane shapes.



Draw, colour and name the next 2 shapes in the pattern.

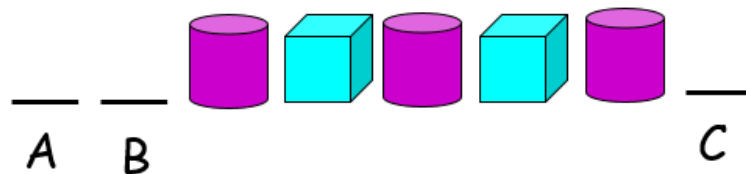
Here is a repeating pattern with solids.



What are the names of the missing shapes in the pattern?

A → \_\_\_\_\_ B → \_\_\_\_\_

Can you give the names of the missing shapes in this pattern?



A → \_\_\_\_\_ B → \_\_\_\_\_ C → \_\_\_\_\_

Now practice on your own to make repeating patterns using different shapes.

### Subtraction

When we subtract, we take one number away from another.


Here, we start with 6 erasers.

Then we subtract or take away 2 erasers.

We are left with 4 erasers. Therefore,

$$6 - 2 = 4$$

Write the numeral that goes in the circle.



1) - 5 =

2) - 11 =

3) - 8 =

## Meet the people at your school

### Schools have...



A leader who is the Principal



Teachers who help us to learn



A School Security Officer who guards the school buildings and grounds



Cleaners/ janitors who keep the place clean and tidy



Office Staff who do all the paper work and take calls

## Activity

What is your name?

What school do you attend?

What is the name of your principal?

What is the name of your teacher?

What do you like about your school?

## Welcome to our Music Activities

### TODAY'S WORD IS Sound



Sounds is anything that can be heard  
Listen to the sounds around your home.

## 2 Animals and Sounds

Look at the pictures of the animals below.

- Do you know what sounds they make?
- Point to each animal and make the sounds that they make
- Look at the animals below. Draw an arrow to match the animal to the sound that the animal makes.



Moo

Roar

Baa

Woof

Meow

Old Mac Donald had a farm  
Ee i ee i o  
And on his farm he had some cows  
Ee i ee i oh  
With a moo-moo here  
And a moo-moo there  
Here a moo, there a moo  
Everywhere a moo-moo  
Old MacDonald had a farm  
Ee i ee i o

Old MacDonald had a farm  
Ee i ee i o  
And on his farm he had some chicks  
Ee i ee i o  
With a cluck-cluck here  
And a cluck-cluck there  
Here a cluck, there a cluck  
Everywhere a cluck-cluck  
Old MacDonald had a farm  
Ee i ee i o

### 1 What do you hear?

**Example:** I can hear mommy's footsteps outside the door.

Close your eyes and listen carefully.  
Now say four things that you can hear. Think about it.  
Call them out.

- 1.
- 2.
- 3.
- 4.

What You Hear Is Called A **Sound**.

We get sound from different sources. Let us look at **one source of sound**.

Are you finished? GREAT JOB!

What other animals can you add to Old Mc Donald's farm? \_\_\_\_\_

You can view video of the song "Old Mc Donald" here: <https://youtu.be/tWYX39KGZqY>