



Government of the Republic of Trinidad and Tobago

MINISTRY OF EDUCATION



Infants Activity Pack

Week 2-Term 2

Citizenship - Volunteering


When we live in a country, we do things to make the people, our school, our community and our country a better place for all.

We show love for our country and make it a better place for all by:

There are many **voluntary groups** that children can join to make a difference in their communities, the environment and the things they care about.

In doing good, we also make new friends and learn new things. Look at the **following voluntary groups** available to children.

Which group would you like to join?



Caring for others



Keeping the place clean



Being kind and loving to others



Being honest



Obeying all rules and laws



Doing what should be done at all times

For girls ONLY -Brownies and Girl Guides



You can get badges by learning to do things such as first aid, camping, art and craft, camping.

You can visit other countries, while also helping others in need.

Motto: Be prepared

For boys ONLY-Scouts



You can learn to hike, swim, camp, make friends, save lives and help others while learning to be responsible.

Motto: Be prepared

For BOTH boys and girls-Junior Red Cross



Trinidad & Tobago Red Cross Society

You learn about First-Aid and how to save lives. You can also learn safety skills, so that you can help others when they need it.

Motto: To serve one another

For BOTH boys and girls- 4H Club



You can learn why it is important to grow your own food so that you can help your family spend less on buying food.

Motto: Lend a hand



VOLUNTEERING

Volunteering is about working from your heart and being part of something that makes a true difference in the lives of others. You can make a difference by:















- **Caring** for others
- **Being willing** to be of service to others
- **Giving** of your time
- **Learning** to accept differences
- **Helping** when you see a need



Infant 1

Review of the letters s, a, t, i

Circle the pictures on each line with the same beginning sound as the first picture.


			
			
			
			
			

End sounds

Say the name of the pictures. Say the sound you hear at the end of the words.



s




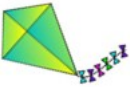







t



n

Say the name of the pictures. Circle the correct letter for the end sound of each word.

 s t n	 s t n	 s t n
 s t n	 s t n	 s t n
 s t n	 s t n	 s t n

Plane Shapes

Use the pictures and the clues to put in the missing words: circle, rectangle, square, triangle



square



circle



rectangle



triangle

I have three sides,
_____ I am called.

I have 3 tips,
I am big or small.


I have four sides,
They are all the same.
I have four corners,
_____ is my name.

I am round,
I look like a pie.
I have no sides,
A _____ am I.

I am a _____,
I look like a door.
My sides are long and short,
Together they are four.













Find the Shapes

Colour the triangles red, the circles green, the squares blue and the rectangles yellow.



Infant 2





Add 's' to make these more than one.

One	More than one
 one hen	 three hen <u>s</u>
 one cow	 two _____
 one egg	 many _____
 one car	 two _____
 one book	 some _____
 one kite	 four _____

Plural - adding es




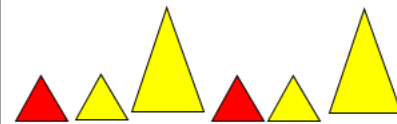

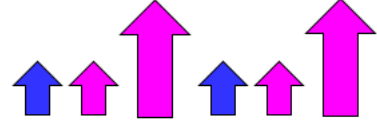
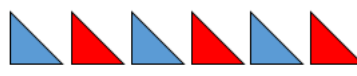


We add **es** to words ending in **ch** or **sh** to make them more than one.

Add **es** to make these more than one.

 one bench	 three bench <u>es</u>
 one watch	 five watch_____
 one brush	 three brush_____
 one splash	 two splash_____
 one church	 four church_____

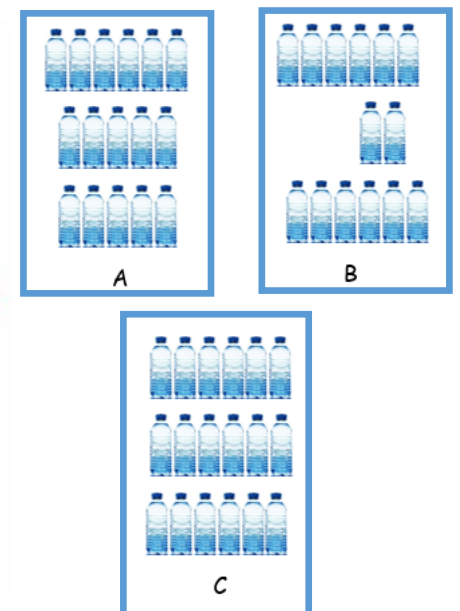
Matching Patterns

Underline the pattern on the right that matches the pattern on the left.

1.		 
2.		 
3.		 


















Keeping Fit

From which heap of water bottles should the children choose so that they each have one bottle of water? (Circle A, B or C).



Explain why you did not choose the other two heaps.

Healthy Foods

Proteins	Carbohydrates	Vegetables	Fruits
			
			
			
			
			

Unhealthy Foods





Foods with lots of sugar



Oily Foods




Healthy Snacks

Bananas 	Carrots 
Popcorn 	Yogurt 

Activities


Circle the Healthy Foods



Cross out the unhealthy foods



Colour by numbers



- 1 - light green
- 2 - dark green
- 3 - orange
- 4 - brown

