



Government of the Republic of Trinidad and Tobago

MINISTRY OF EDUCATION



Infants Activity Pack

Week 11

Christmas Day: Peace on Earth

The real meaning of Christmas

The 25th of December is near! Do you know what happens on that day? What does the day mean in Trinidad and Tobago?

Christmas Day is a special day that celebrates the birth of Jesus Christ who is seen by Christians as the King, the Son of God, the Lord and the Saviour. Jesus' birth is celebrated by many around the world on the 25th of December every year.

Preparations for Christmas

Some weeks before Christmas, Christians eagerly prepare for the celebration of the birth of Baby Jesus by:

- Cleaning and decorating their homes
- Creating advent wreaths which help them to remember that Jesus is Light of the World
- Candles are lit weekly as they pray and get rid of any darkness in their hearts and minds
- In homes and churches, a nativity creche is built to remind them of the Jesus' humble birth



The Birth of Jesus Christ

Joseph and Mary, the parents of Baby Jesus, had to go to the town of Bethlehem. It was a long journey and when they arrived, Mary was tired and needed to rest. While there, Mary gave birth to the Baby Jesus in a manger or stable, as this was no room anywhere. Nearby, shepherds got a message from an angel about the birth of Baby Jesus. Three wise men, also got the message and followed a star in the sky to find Mary and the baby. The shepherds and the wise men were led to the baby Jesus, lying in a manger. The wise men agreed that the baby is certainly a king. They each gave him gifts of Gold, Frankincense and Myrrh.



Christmas Creche at Warrenville Presbyterian Primary School

Christmas is about giving

We give gifts, hampers and clothes to families who need these items and who do not have enough money to buy or make that special food and drink we enjoy at Christmas.



We also give of our time to make Christmas special for those in need, the less fortunate, those in hospitals and the homeless. We do this by making special lunches, by making sure they are clean and tidy, by singing carols and parang and by just spending time with them.



Foods and Drinks at Christmas time

Food is an important part of the Christmas celebrations. It is a time when families and friends come together to cook and prepare meals. Some foods served on Christmas day may include: pastel, black fruit cake, sweet bread, Christmas cookies, home-made bread, ham, turkey and other delicious dishes.

Many people also enjoy traditional drinks such as sorrel, ginger beer and ponche de crème at this time of the year.



Have fun colouring Santa!



Do you know?

Santa Claus is also known as St. Nicholas, Saint Nick and Kris Kringle in other parts of the world.

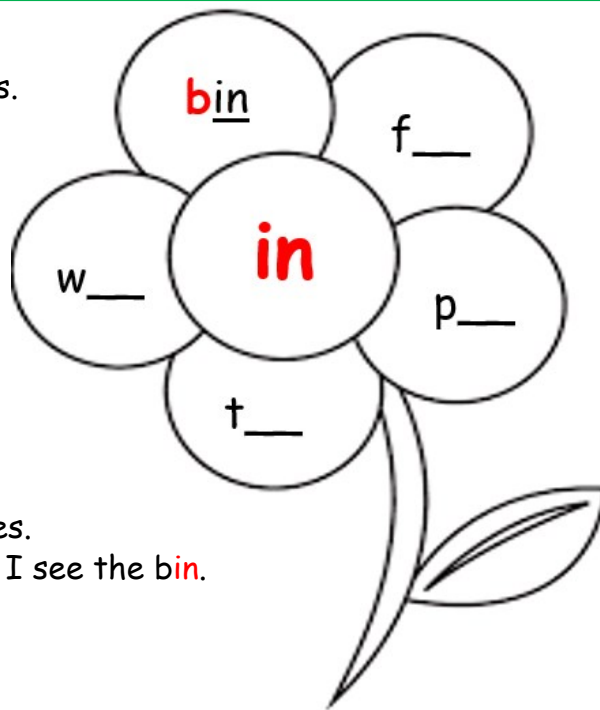
During Christmas time, many people dress up as Santa and give out gifts to boys and girls and even adults.



Infant 1

Word Family - in

Write 'in' in the blank spaces. Read the words. Colour the flower.



Read the sentences.
A pin is in the tin. I see the bin.

Shapes Around Me

Let's use solids and plane shapes to make Christmas art.
Let an adult help you with the cutting and sticking of materials.

Instructions	Materials	Object
1. Find an empty paper roll. 2. Find a paper cone and cut to fit the top of the roll. 3. Cover roll and cone with red kite paper. 4. Stick roll and cone together. 5. Decorate using cotton wool, buttons, beads, crayons etc. 6. Make other Christmas objects using solid shapes.		<p>Santa Claus</p>
1. Cut out shapes as shown: • green and yellow triangles • brown rectangle • blue square • circles of different colours 2. Stick the plane shapes together to make a Christmas tree. 3. Make other Christmas objects using the plane shapes.		<p>Christmas Tree</p>

Sight Words

Say the word 	he	she	me
Spell it! 	h-e ↓ he	s-h-e ↓ she	m-e ↓ me
Colour it! 	he	she	me
Trace it! 	he	she	me
Circle it! 	he we ha he he	shy she she say she	me the me men me

Number - Review and Practice

Write the numeral and number name for each set of objects. One is done for you.

<p>six presents</p>	6	<p>_____ cars</p>
<p>_____ bulbs</p>		<p>_____ cupcakes</p>
Add the number of objects in both sets. The first one is done for you.		
<p>1 add 3 equal 4</p>		<p>4 add 5 equal _____</p>
<p>4 add 1 equal _____</p>		<p>5 add 5 equal _____</p>

Infant 2

Long 'o'

The letter "e" at the end of a word changes the short sound of the vowel, which comes before it, to a long sound.

For example: nose  stove 

bone	cone	hose
pone	rope	rose

In the blank spaces, write the word from the box above, that matches the pictures.



Sequencing

Look at the pictures. Write 1, 2, 3 or 4 in the boxes to put the story in order.



Tell the story to someone.

Read the questions and say the answers.

- Why was the man angry?
- Do you think the man was still angry at the end?
- Give a reason for your answer.

Equivalence of coins and bills



1. Circle the coins that altogether make twenty cents.



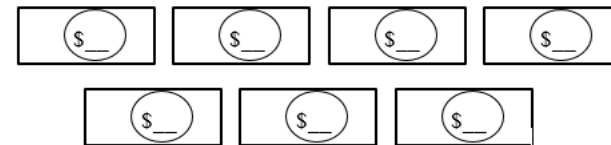
2. Cross out the bills that altogether have the same value as



3. Draw in the remaining coins to make



4. The **seven** bills below altogether equal twenty dollars. Write the correct dollar value on each bill.



Addition

The answers to the problems below uncover a hidden Christmas image. Each total has a special colour:

5 - Brown 10 - Red 15 - White 17 - Yellow 20 - Green

Complete the problems and fill in the colours to see the image .

$7 + 8 =$	$13 + 2 =$	$14 + 3 =$	$6 + 9 =$	$11 + 4 =$
$1 + 14 =$	$13 + 7 =$	$5 + 5 =$	$10 + 10 =$	$5 + 10 =$
$15 + 0 =$	$1 + 19 =$	$6 + 14 =$	$4 + 6 =$	$8 + 7 =$
$12 + 8 =$	$8 + 2 =$	$2 + 18 =$	$15 + 5 =$	$10 + 0 =$
$4 + 16 =$	$11 + 9 =$	$9 + 1 =$	$20 + 0 =$	$3 + 17 =$
$10 + 5 =$	$9 + 6 =$	$3 + 2 =$	$14 + 1 =$	$2 + 13 =$

Being Safe This Christmas

Children enjoy spending time on Christmas day with their family and friends, opening gifts, and playing with their toys. It is important that you stay safe.

Some ways to stay safe:

Be aware of the dangers, when using fun snaps, star-lights and firecrackers. Always have an adult present



When playing with toys, they may break off and cause cuts, so be careful. Do not put small pieces in your mouth because you may choke



Be careful around the Christmas tree. The tree may fall and harm you



Electrical wires from Christmas trees and decorations should not be tugged or played with. They may cause a fire or harm you. Turn off Christmas lights when they are not being used. Leaving lights on for a long time may also cause a fire

Decorations at Christmas Time

Did you know that your grandparents or even your parents used old Christmas cards, wrapping paper and items around the home to decorate during Christmas time? Today, however we buy most of our decorations.

Past	Present
 <p>Strings of Christmas cards and foiled decorations covered the walls of many living rooms.</p>	 <p>Indoor and outdoor decorations with or without lights are popular today.</p>
 <p>Christmas trees were made from tree branches, painted white or covered with cotton balls and decorated with balloons and hand-made ornaments.</p>	 <p>Christmas trees come in many different heights and colours, with or without lights.</p>
 <p>Post cards were used to send Christmas greeting.</p>	 <p>Christmas greetings come as E-cards and GIFs on WhatsApp or we buy them in stores.</p>

Colour your own tree!



The Christmas season is a special time for many in Trinidad and Tobago. As you enjoy Christmas in your own way, spending with family and friends, going to church and exchanging gifts, remember that **Christmas** is about **Peace**, **Love** and **Joy**.