



Government of the Republic of Trinidad and Tobago

MINISTRY OF EDUCATION



Infants Activity Pack

Week 10

Universal Children's Day/World Children's Day

We celebrate this day on the 20th November every year.
We remind the world that children are important and should enjoy their childhood.

Every child has rights.


Some Rights of the Child



That children have the right to a **name**



That children who are different should be **cared for** and should **live a full life**



That children have the right to an **education**



That children have the right to **rest and play**

That children have the right to **good health care**



That children are to be **protected**



Children need to be protected
Break the Silence
End Child Sexual Abuse



Children can do great things!




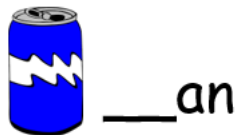
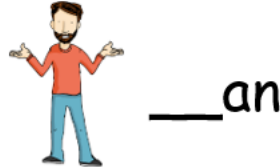

Infant 1

The 'an' family

Write a letter from the box to complete each word below

an

c f m p v



Read these sentences.

Dan is the man in the van.

He ran with the can and the pan.

Addition Practice

Remember: When we add we join groups of objects together. We count to get the total number of objects.



Read the problems. Then complete answers.

There are 4 candy canes in one pack. There are 2 candy canes in another pack. How many candy canes are there in total?

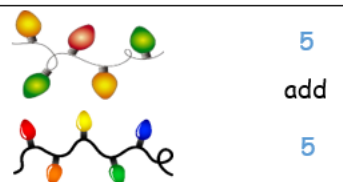
Answer: _____ candy canes



4 add 2 equal _____

There are 5 light bulbs on each of two strings. How many light bulbs are there in total?

Answer: _____ light bulbs



5

add

5

equal _____


Emilio has 7 cherries.

Oma has 3 cherries.

How many cherries do they have in total?

Answer: _____ cherries

Complete the drawings and put in the numerals.



add



equal _____

Sight Words

Say the word 	is	and	the
Spell it! 	i-s ↓ is	a-n-d ↓ and	t-h-e ↓ the
Colour it! 	is	and	the
Trace it! 	is	and	the
Circle it! 	is as is sit is	and and can end and	het the at the the

Making an Object Chart

An object chart is made up of real objects. These objects are arranged to show data or information.



You can make object charts using objects around your home. Ask Mummy or Daddy to help you.

Sort your toys by colour and make an object chart!



Problem:


Mummy needed some ice-cream bowls for Mia's birthday party.

This is a picture of the object chart showing the bowls Mummy used.

- Write the number of each type of bowl used, in the spaces provided.
- Circle the bowls that are the same in number as these bowls.
- Did Mummy have enough bowls to serve ice-cream to Mia and her 9 friends? Circle Yes or No. Explain your answer. You can use a drawing.



Ice-Cream Bowls



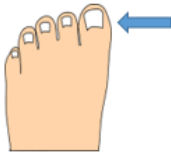
Infant

Long 'o' - Phonemic Awareness

We can hear the long 'o' sound in the names of these pictures.



Circle the six (6) pictures with names that have the long 'o' sound.



Sequencing

Look at the pictures. Write 1, 2, 3 or 4 in the boxes to put the story in order.



Tell the story to someone.

Read the questions and say the answers.

- What was the boy trying to do?
- Do you think this story is funny?
- Give a reason for your answer.

Let Us Make a Picture Chart

The fruits shown below were bought at the market.

Each picture represents **ONE (1)** fruit.

Cut out the pictures and stick them into the blank chart to make a picture chart.



Fruits Bought at The Market

6

5

4

3

2

1

Mango

Avocado

Orange

Watermelon

Cashew

Children: Making a Difference

Children can share what they think with others



Children can help animals

Children can help save the environment



Children can help people



Children can help each other



Every child is important. Let us **ALL-parents and guardians, teachers, care-givers and neighbours** work together so that children are given their rights.

Every child should be the best they can be.

Children should:

- Do their homework
- Show respect
- Let someone know what you need
- Attend your classes



Have your say and participate in the **online** surveys



Visit www.moe.gov.tt/NCE2020

Transforming Education...It takes a village!