



Government of the Republic of Trinidad and Tobago

MINISTRY OF EDUCATION



Infants Activity Pack

Week 1 - Term 3

Being Responsible Students

In this new term, you will continue to work with your teachers and parents. You must therefore be responsible students.

Responsibility is doing what you are supposed to do.

As a student, there are things that you should do, so that you can do well at school. Let us look at some ways to be responsible.



Responsibility for your learning

Children who are responsible for their learning, are ready to learn and do well in school.

How do you become responsible for your learning?


Let us look at some ways:

- Be on time for class so that you do not miss work or instructions given by your teacher.
- Have your school supplies (pencils, erasers, books) ready to start the school day, so that time is not wasted during class looking for them.
- Remember to say good morning to your teacher and the students of your class.
- If you do not understand something, say:
"Excuse me please Miss/Sir, I do not understand. Can you explain this to me again?"
- Remember to ask your teacher's permission to move away from the camera.
- Listen when your teacher or another student is speaking. Snack only during break and lunch time.
- Pay attention to your school work and finish it in class.
- Do your homework. Go over what was done during the day.
- Read in your free time.



Responsibility for Technology


- **Getting prepared for online classes**



Charge your device the night before



Remember to do your homework



Prepare your learning space

- **Make sure you are prepared: Ask for help**



Is my camera & microphone working?



Am I using the right learning platform?



Did I create my personal account?


- **Taking care of your devices**



Never leave food and drinks near any device



Unplug your device when not in use to avoid overcharging



Clean and sanitize all devices including headphones.

- **Keeping safe when using technology**



Take regular breaks, and walk around



Look away from the screen to avoid eye strain



Always sit upright

- **Technology and learning in a fun way**



Play learning games to improve your work



Meet and chat with your friends online.



Watch videos to help you understand better



Infant 1

Ordering Numbers from 1 to 10

Count and write the number of objects for each set. Put **in** the numbers from smallest to largest. The first one is done for you.

Count the Objects	Order the Numbers		
 5	 2	 3	<div>2</div> <div>3</div> <div>5</div>
 	 	 	<div></div> <div></div> <div></div>
 	 	 	<div></div> <div></div> <div></div>
 	 	 	<div></div> <div></div> <div></div>

Longer, Shorter, Taller?

How do we know which object is **longer** or **shorter**? Place them side by side to measure their lengths. Start at the same point.



Which object is **longer**? Complete the sentence.

	Comb
	hairbrush
The _____ is longer than the _____.	

Who is **shorter**? Complete the sentence. Draw a **taller** bottle.

 Zack	 Ria	
_____ is shorter than _____.		

The 'all' family

Write '**all**' in the blank spaces. Read the words.

all	b____ 	c____
f____ 	m____ 	
sm____ 	t____ 	w____

Read the sentences

The **tall** boy plays with a **ball** in the **hall**.
The **small** boy had a **fall** by the **wall**.

The 'an' family

Write a letter from the box to complete each word below.

c f m p v	an
 r an	 ____ an
 ____ an	 ____ an
 ____ an	 ____ an

Read these sentences.

Dan is the **man** in the **van**.


He **ran** with the **can** and the **pan**.

Infant 2

Describing Solids

Circle the solids that fit the descriptions below.

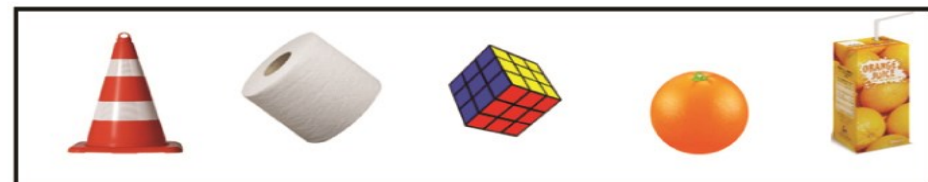
1. Solids that roll well.



2. Solids that are good for stacking.




3. Solids that have pointed corners.



Sequencing

Look at the pictures. Write **1, 2, 3** or **4** in the boxes to put the story in order.



Tell the story to someone.

Read the questions and say the answers.

What was the boy trying to do?

What happened when the girl turned around?

Do you think this story is funny? Give a reason for your answer.

A or An

We put **a** before words beginning with a **consonant** sound.

We put **an** before words beginning with a **vowel** sound.

a b c d e f g h i j k l m n o p q r s t u v w x y z

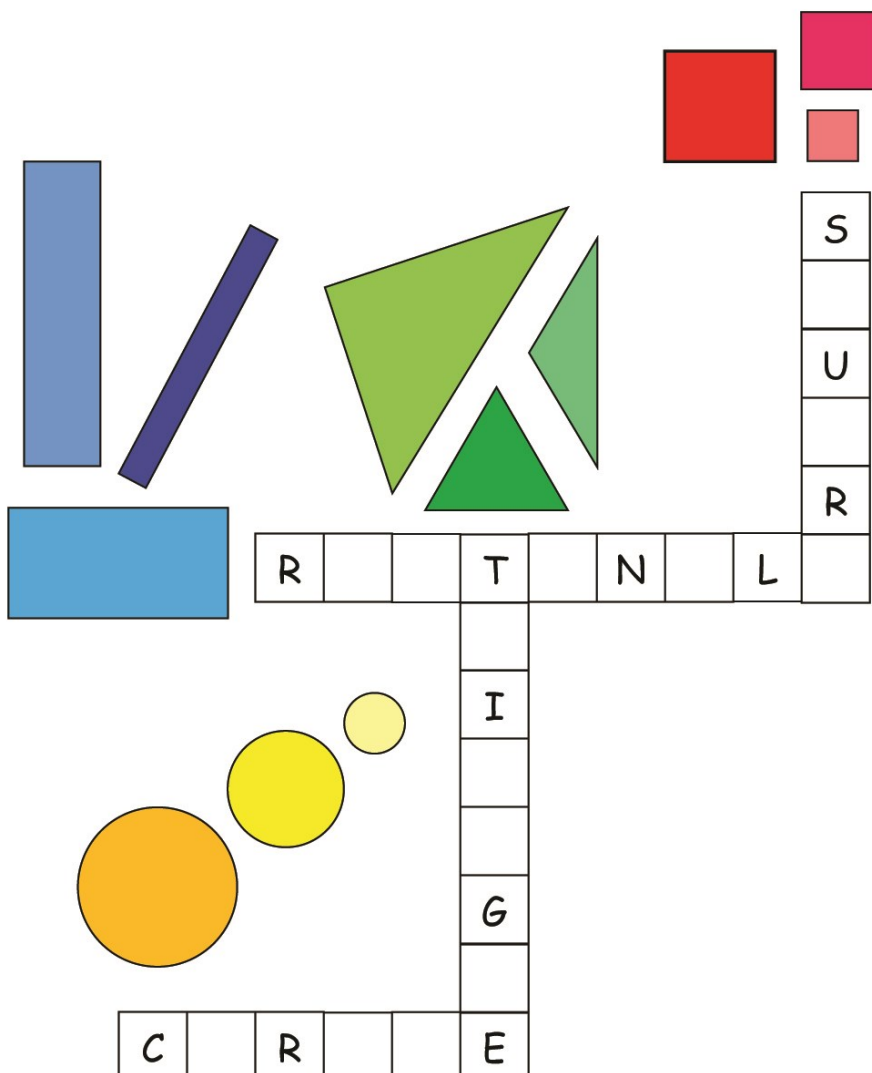
an apple	an egg	a dog	a book
-----------------	---------------	--------------	---------------

Write **a** or **an** in the blank spaces and read the words.

___ pot	___ tree	___ ox	___ card
___ octopus	___ goat	___ house	___ eggplant
___ arm	___ insect	___ net	___ watch

Plane Shape Crossword

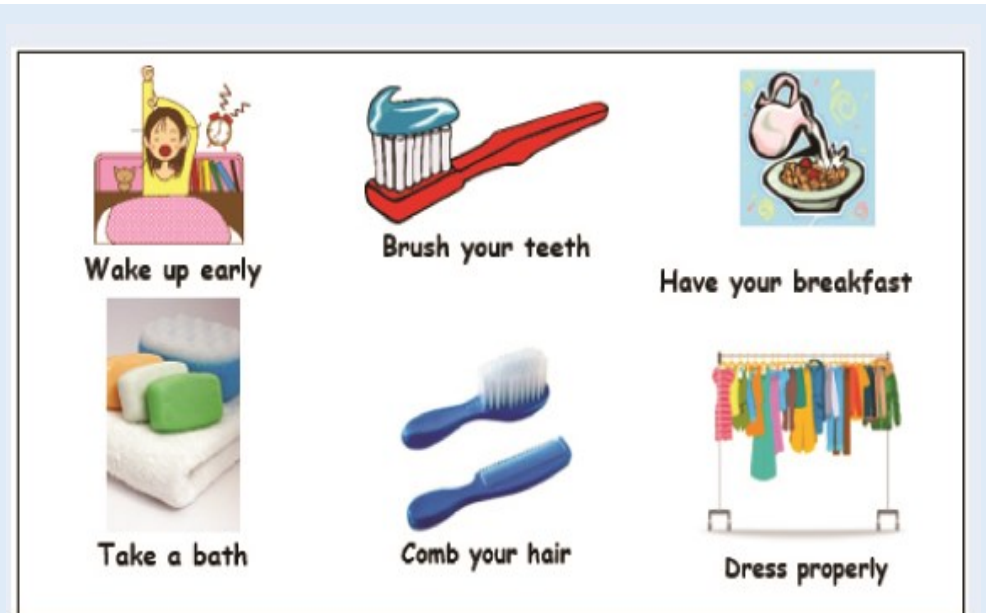
Complete the puzzle using the pictures as clues.



Take responsibility for your learning space

Before the start of class:

Make sure you get up early to get ready for class.



Prepare your space

- Make sure that you are in a quiet space. Remove all things that will keep you away from your teacher and from your learning.
- You should not be on Whats App and YouTube during school hours.
- Make sure your toys are packed away.

During Class

- Remind an adult in the home to supervise your learning.

After class

- Remind your parent/guardian to help you with your homework.

Other things to think about

- If you are absent for class on a certain day, please remind an adult in the home to tell your teacher.
- Find out from your friends what work was done.


Let's have a productive term!

Fruits are good for you. It is good to eat a fruit every day. Fruits make good snacks.



Local fruits are fruits from our country, Trinidad and Tobago.

Draw some of our local fruits in the boxes




Watermelon



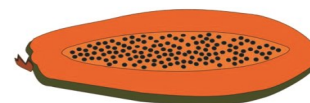
Mango



Banana




Pineapple



Papaya (pawpaw)



Orange



Soursop