



Government of the Republic of Trinidad and Tobago

MINISTRY OF EDUCATION



Infants Activity Pack

Week 13-Term 1



Fire safety in the home



What is **fire safety**?

Fire safety is everything you need to **know** to be safe and to **make** your home safe. **Fire safety** is also knowing **what to do** if ever a fire starts in your home.

Fire safety products



A **fire blanket** can be very useful in the home. Firstly, it can be used to protect you or your family when trying to escape a home that is already on fire. Simply wrap the **fire blanket** around the person.



Secondly, it can be used to put out small fires by covering the **fire** with the **blanket**.



Fire extinguishers are portable devices used to put out **small fires** or **reduce it** before firefighters arrive on the scene. They are kept in places **easy to see and reach** in times of emergency.



An **alert whistle** can be useful in getting the attention of family members if a fire is seen in the home. It is useful for the **differently abled**, those who are visually impaired, hearing impaired or non-verbal and cannot speak. These people can feel safe knowing that they can alert someone.



A **fire alarm** warns people when **smoke, fire or other fire-related emergencies** are detected. There are many types of fire alarms. The one with the flashing light is best because it has both sound and light. This can help provide safety options for our visually impaired or hearing impaired or our non-verbal/non-speaking people.



Smoke detectors make a loud sound to alert people if there is smoke or an open flame nearby.



A **fire ball** is easy to use. Just throw it into the fire, it will burst and extinguish or put out the fire. It can also be placed in areas prone to fire, like the kitchen. A **bucket of sand** can also be used. Throw the sand into the fire to extinguish or put it out.



Trinidad and Tobago Fire Services

The Trinidad and Tobago Fire Service is responsible for providing fire protection to persons and property. Firemen bravely-

- **Put out** fires
- **Rescue** persons in danger
- **Check** fire hydrants to make sure they are working
- **Educate** people about the dangers of fires and how to be safe



Did You Know

October 3rd - 9th 2021, was Fire Prevention Week, and the Trinidad and Tobago Fire Services created a series of YouTube videos to promote fire safety. Check them out at https://www.youtube.com/watch?v=kU_P9RkzkWA



In Trinidad and Tobago, there are 23 fire stations. Can you identify a fire station in your area?

FIRE PREVENTION 3 P'S

PLAN

In the event of an emergency, how would you escape? Do you have smoke detectors or fire extinguishers at home?

PREPARE

Do you and your family know how to use fire safety devices effectively?

PRACTICE

Do have multiple means of exiting your home. Practice utilizing these exits with the members of your household.












#BEFIRESAFETT

In the event of an Emergency, Call Fire First #990!

Revision - 'at' words

Infant 1

First, read the story with the pictures of 'at' words.

A  man  on a . A  was near to the . A  ran to the . The  ran to the  where the  man .

Now, put words for the pictures and read the story.

A fat man sat on a mat. A _____ was near to the _____. A _____ ran to the _____. The _____ ran to the _____ where the _____ man _____.

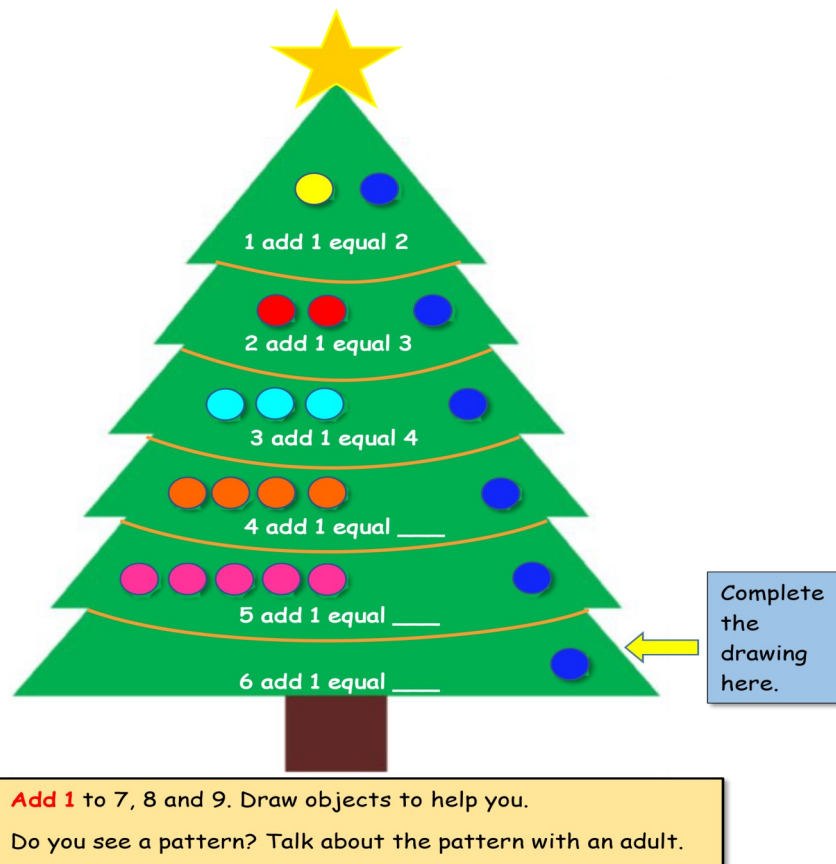
Sight Words Revision

Circle the word that is the **same** as the word in the first box. Row one (1) is done for you.

The	<u>the</u>	he	to
And	all	and	are
He	her	she	he
You	yes	you	yet
Is	is	in	it
Me	men	me	my

Addition - Add One


Add one (1) to the balls on each set of branches of the Christmas tree. Three(3) are done for you.



An Object Chart

The picture shows an **object chart** with favourite fruits of **Savi and her friends**. Answer the questions on the **object chart**.

Favourite Fruits



- How many children choose **apple** as their favourite fruit? _____
- How many children choose **banana** as their favourite fruit? _____
- Which fruits do the **same number** of children choose as their favourite fruit? _____
- How many of Savi's friends show their favourite fruits? _____
Give a reason for your answer. _____
- Draw and colour your favourite fruit here.




Infant 2

Review of long a, i, o

Search a Word Puzzle

Find the words below in the puzzle and circle them.
The words go across → and down ↓.

gate mine bone
plate ✓ pineapple robe
snake smile rose



Sequencing Revision

Write 1, 2 or 3 in the boxes to put each set of pictures in order. Row one has been done for you.

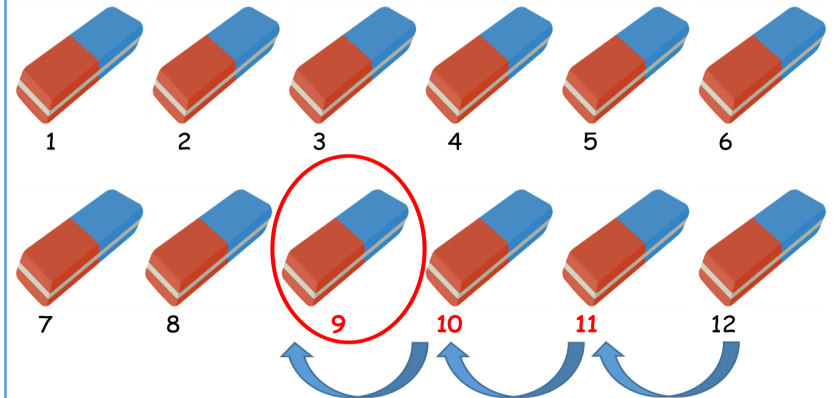
1 	2 	3

"Count Back" Strategy

We can get the answer to a subtraction problem by counting backwards from the first number in the problem.

A teacher has 12 erasers. She gives 3 to the new children in her class. How many erasers are left?

$$12 - 3 = \boxed{9} \text{ erasers}$$



Counting 3 backwards from 12, we get: 11, 10, 9

Count backwards to solve the following problems:

1) $17 - 5 = \boxed{}$ 2) $13 - 4 = \boxed{}$ 3) $14 - 3 = \boxed{}$

4) A farmer has 20 cows. He takes 6 out to graze. How many are left behind?

"Make Ten" (think addition)

"Make Ten" is a strategy that involves changing numbers to ten before solving a problem. This makes the answer easier to determine because ten is a simple number to work with.

Unknown total

$$8 + 5 = \boxed{13}$$

$$8 + 2 + 3$$

$$10 + 3 = 13$$

Unknown partner

$$7 + \boxed{9} = 16$$

$$7 + 3 + 6 = 16$$

$$10$$

Make 10

Now try these!

- 1) $8 + 7 = \boxed{}$
- 2) $5 + \boxed{} = 11$
- 3) $4 + \boxed{} = 20$
- 4) $9 + 3 = \boxed{}$



Fire safety in the home

Let us make our homes a place that is safe from fires.

Use fire safety products and be fire safe at home.

Fire Extinguisher



Smoke Detector

Do not play with matches, candles, lighters, deeyas, and incense sticks. Always tell a grown up if you see any of these around the home.

Do not play around the stove.

Fire is not a toy



Do not play with or overload electrical outlets.

Do you know what a Fire Drill is?



Fires are dangerous and can harm you and your family. Do you know what to do in the event of a fire at your home? We prepare for a fire emergency by having a **fire drill**. A **fire drill** helps us to practice the steps used to help you respond to a fire **calmly, quickly, and safely**.

Let us plan a simple fire drill for your home.

Before the fire drill

Ensure all family members are aware of the surroundings and exit routes in your home.

If your home has a **smoke detector** to raise an alarm, make sure the sound is known to all.



Someone can shout "**Fire**" if there is no detector in the home.

Identify a **safe space** outside your home for all persons to gather.




During the fire drill

1

When the alarm goes off or someone shouts "**Fire**", all family members must move calmly, quietly and safely to the **safe spot outside of your home**.

2

Remember to get low and crawl on the ground as it is less smoky.



Get low



Crawl

Test the doors for heat with the back of your hands.



3

If you are on fire, you need to do the following:



Stop



Drop



Roll

4

Remain calm until the fire fighters arrive at your home.



Activity

Colour the poster below. Ask your parents for help to complete the sentences below.

Know the telephone numbers for the fire service.

990

Practice fire drills and know how to act if there is a fire.



Know a safe place (Muster Point) outside the home you can go to.



Know the different ways to leave your home.



- Once outdoors, assemble and call the fire services division at **990** to report the fire.
- Do not go back inside the burning building.
- Practice your fire drill twice yearly and at different times of the day.
- Place keys for doors and burglar proofing where they are easy to find. Make sure everyone knows where they are.

Fire safety practices are very important in keeping you and your family safe.

Remember fire safety begins with you!



Thank You

We salute the Trinidad and Tobago Fire Services, Mr. Michael Dandrade, Mr. Robert Burton, our friends and our family for their continued support and willingness to share.

