



Government of the Republic of Trinidad and Tobago

# MINISTRY OF EDUCATION



## Infants Activity Pack

Week 11 - Term 1

### Universal Children's Day 2021

Every year on **November 20<sup>th</sup>** we celebrate and honour **all** children. On this day, we recognise **the rights of the child**. We also make others **aware of their needs and challenges**. Awareness is important because children are our future world leaders, health care providers, scientists, musicians, teachers and much more.



#### Children making a difference



All children have the right to be.

Protected



Educated



Treated fairly



Healthy



Heard



Children, always remember that **you are a special gift** to this world and you must be **loved and protected**. You must also remember to **show love and respect** for the people you meet each day. Start from now to use your **time, gifts, and talents to help those in need**. You can start to make **Trinidad and Tobago and the rest of the world a better place**.

#### Happy Universal Children's Day

You are a child of the universe,  
No less than the trees and the stars,  
you have a right to be here.

Desiderata



Children can share **what they think** with others.



Children can help **save the environment**.



Children can help **animals**.



Children can help **each other**.



Children can help **people**

You can celebrate **Universal Children's Day** by:



**Donating** stationery, toys, clothing and schoolbooks to persons in your community.



**Volunteering** in your community to help keep the parks and savannahs clean.



**Helping** children in need by taking part in a fundraiser.



**Learning** about young people who speak up for children's rights, like **Malala Yousufzai**, the youngest winner of the Nobel Peace Prize.






'at' family

Write a letter from the box to complete each word below.

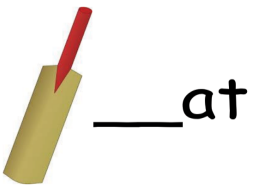
b c h m r



Sat



at



at



at



at



at

Read these sentences.

The fat cat sat on the mat.

Can a rat sit on a hat?

Sight words

Say the word 	and	to	we
Spell it! 	a-n-d ↓ and	t-o ↓ to	w-e ↓ we
Colour it! 	and	to	we
Trace it! 	and	to	we
Circle it! 	and are and am and	to to no to pot	he we we met we

Infant 1

Addition practice



Remember: When we add we join groups of objects together.  
We count to get the total number of objects.


Solve the problems. Use the pictures to help you. One is done for you.

Emilio has 6 cherries.

Oma has 3 cherries.

How many cherries do they have in total?

Answer: 9 cherries



6

add

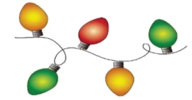


3

equal 9

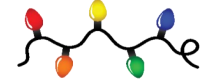
There are 5 light bulbs on each string. How many light bulbs are there in total?

Answer: light bulbs



5

add



5

equal

Four children are in the class.

Four more children join the class.

How many children in total are in the class?

Answer: children



add



equal

Shopping

What can Pam buy at the school fair?

Let us help Pam shop at the school fair. Look at the value of our coins and bills.

Is the same as	Is the same as
 10 ¢ (ten cents)	 two 5 ¢ coins
 \$5 (five dollars)	 five \$1 bills
 \$10 (ten dollars)	 two \$5 bills
 \$10 (ten dollars)	 one \$5 and five \$1 bills

**School Fair**

How many sweets can I buy with 10 cents?

How many cupcakes can I buy with \$5?

What can I buy with \$10?

Fruit Cups \$5 each

Sweets 5 ¢ each

Spinners \$10 each

Cupcakes \$1 each



## Long 'e'

## Infant 2

## Let us make a picture chart

The letters 'ee' make the long 'e' sound.

For example:



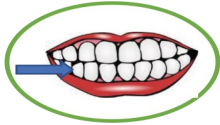
Green



jeep

Circle the picture on each line that matches the meaning of the word and say the word.

Teeth



Three



Feet



Bee



Queen



## Sequencing

Look at the pictures. Write 1, 2, 3 or 4 in the boxes to put the story in order.



Tell the story to someone.


Read the questions and say the answers.

- How did the boy feel when he saw the wrapped gift? Give a reason for your answer.
- Do you think he knows the girl? Why do you think so?
- Suggest a suitable title for the story.

The fruits shown below were bought at the market.

Each picture represents **one (1)** fruit.

Cut out the pictures and stick them into the blank chart to make a picture chart.



## Fruits bought at the market

6

5

4

3

2

1


mango

avocado

orange

watermelon

cashew





### Universal Children's Day



Children are a special gift,  
Sent from heaven above,  
We need to make sure and protect them,  
And shower them with love.

Children must be reminded,  
That they have rights too,  
Every child must be respected,  
Not only just a few!

A right to a name and a family,  
A right to be loved beyond measure,  
Children are our nation's future,  
They are our most valuable treasure.

Happy universal children's day,  
To children everywhere,  
May god's blessing be with you,  
Today, and throughout the coming years.

Teacher: Ms. Wendy Elsa Ragoo

School: Brothers Road Presbyterian Primary School



To our friends at NALIS, family and other friends, we wish to thank you for your commitment and willingness to collaborate and share information as the MoE seeks to educate our students and the public.

### Universal Children's Day Activity





Collect pictures of children around the world and make a collage to celebrate **Universal Children's Day**. Place your pictures in the circle below.







### Agri-Science

Plants we eat and plants we do not eat.

Some farmers grow plants. There are some plants we eat and some we do not eat.  
Some plants we eat

	<b>Lettuce</b>
	<b>Tomato</b>
	<b>String beans</b>
	<b>Potato</b>

### Some plants we do not eat

	<b>Croton</b>
	<b>Lawn grass</b>
	<b>Hibiscus</b>
	<b>Orchid</b>

With the help of an adult, cut out the plants below and stick them in the correct column on the table provided.



Plants we eat	Plants we do not eat