



Government of the Republic of Trinidad and Tobago

MINISTRY OF EDUCATION



Infants Activity Pack Week 3

Fairness

When you are fair you play by the rules



When you are fair you wait your turn



When you are fair you wait your turn



Being Fair



When you are fair you raise your hand and listen to others



When you are fair, you share your laptop or tablet



When you are fair you show that you care about others

Unfairness-That's not fair



How did it make you feel when someone was unfair to you? Circle the picture.



Are you fair?



When you play with your brother or sister?



or Not fair, won't share!



When you go to the supermarket and your sister gets a turn to push the cart?




or Not fair, won't share!




With your friends at school?



or Not fair, won't share!



When you share your tablet or laptop?




or Not fair, won't share!









Infant 1

The letter 'a'








Arm starts with the letter 'a'.

Here are some words that start with the letter 'a'. Trace the letter 'a' at the beginning of each word.

ape  arm 
apple  axe 
ant  ankle 

How much more: Count each set of objects and complete the sentence. One is done for you.

6	six		Six is _____ more than five.
7	seven		Seven is <u>2</u> more than five.
8	eight		Eight is _____ more than five.
9	nine		Nine is _____ more than five.
10	ten		Ten is _____ more than five.

MATCHING ACTIVITY

Match the words to their pictures. One is done for you.

apron

arrow

animals

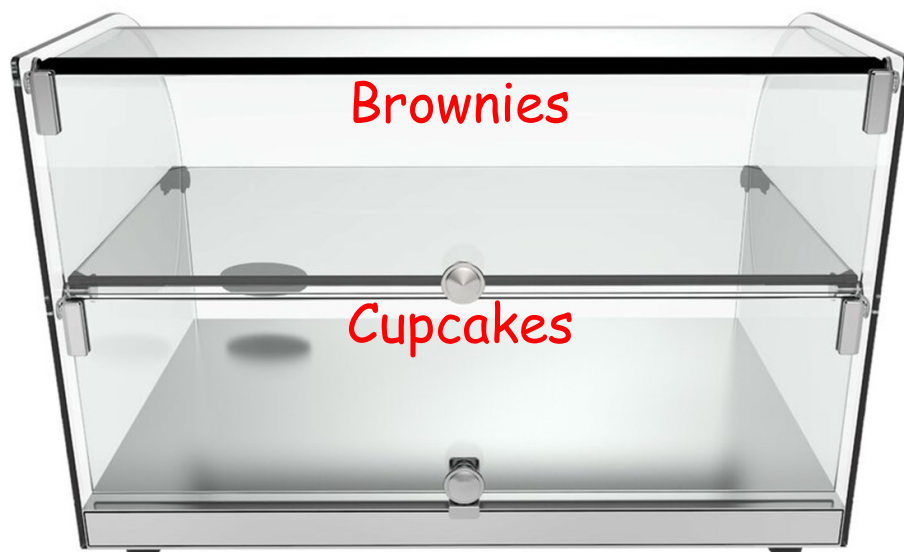
angry

apple

avacado



Cupcakes and brownies are put on shelves at the bakery. Help draw the cupcakes and brownies on the correct shelves.



"ea" and "ee" makes the same sound.
Draw a line from the picture to the word and say the word.



tea

peach

beach

meal

meat

peas

Circle the picture on each line that matches the meaning of the word and say the word.

feet			
peep			
three			3
green			
street			
knee			

Infant 2

The picture chart shows the flavours of ice cream sold to students in a class, by the school cafeteria.

Picture chart: Favourite Ice Cream

Chocolate chip

Strawberry

Vanilla










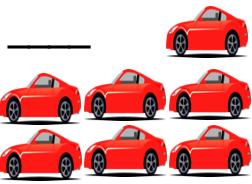

Chocolate



Using the picture chart above, answer the following questions by filling in the blanks with a number:

- a) _____ students like  (chocolate) ice cream.
- b) _____ students like  (vanilla) ice cream.
- c) _____ students like  (strawberry) ice cream.
- d) _____ students like  (chocolate) ice cream.
- e) _____ different flavours of ice cream are being sold.

Write in the numerals for the number of items in the following, then cut out the sets of images and order them from smallest to largest in the direction of the arrow.

_____ 	_____ 	_____ 	_____ 
_____ 	_____ 	_____ 	_____ 
_____ 	_____ 	_____ 	_____ 