



Government of the Republic of Trinidad and Tobago

# MINISTRY OF EDUCATION



## Infants Activity Pack

Week 6 - Term 3



What does the family unit do for us?  
Family members do things for each other

Each member of a family performs different tasks. Together they help the family to grow and survive. Family members:

**International Day of Families** celebrates the importance of all families. Families help make our communities and the country a better place for all of us.

**FAMILY** = Stronger Schools  Stronger Communities

Why is the International Day of Families celebrated?

Prepare meals



Clean the home



Work to provide what is needed



Correct us when we make mistakes



Teach us new things



Watch us grow



Teach us how to work together to get things done



Discipline and forgive us when we do wrong



Protect and keep us safe



To **remember and reach** out to those families who may need our love, caring and support.

Families also:



Love us completely



Help and support each other



Have fun together





## Infant 1 - Addition Stories




### Remember

When we **add** we **join** groups of objects together.

Let's write **Addition stories** and solve the problems.

Look at the picture.



Write an **Addition story**.

Four birds sit on a tree.  
Two more birds fly to the tree.  
How many birds are there **in total**?

**4** and **2** equal **6** birds.

Look at the picture.





Write an **Addition story**.

Emma has **\$5** in her piggy bank.  
She puts in **\$4** more.  
How much money does she have **in total** in the piggy bank?

**\$5** and **\$4** equal **\$9**

Write an **Addition story** to match **each** picture. Solve the problems.




## Infant 1 - Picture Chart

These are **pictures** of the favorite ice-cream of **ten** children.



Let us **sort** and **arrange** the pictures to make a **picture chart**.

Favourite Ice Cream



Answer questions on the **picture chart**.

- How many children like **strawberry** ice cream? \_\_\_\_\_
- How many children like **chocolate** ice cream **with sprinkles**? \_\_\_\_\_
- Circle the ice cream that **one** child likes.  
strawberry vanilla
- Which ice cream do **most** children like? \_\_\_\_\_

Make a picture chart with your family's favourite colours!



## Infant 1 - Word Family - ell

Write '**ell**' in the blank spaces. Read the words.

ell

well



f\_\_\_\_\_



b\_\_\_\_\_



sh\_\_\_\_\_



sm\_\_\_\_\_



s\_\_\_\_\_



Read the sentences.

Jill can **smell** the flower by the **well**.

The **shell** is not in the **well**.

Ben will **sell** the **bell**.

## Infant 1—Sight Words—Colours

Let's read the names of these colour words

red

blue

green

yellow

Read the words. Colour the shape with the word that matches the first word.

red

bed

read

red

blue

blew

blue

blur

green

green

greed

grain

yellow

pillow

yellow

yell

Read the sentences.

I am **blue**, **green**, **red** and **yellow**. What am I? Balloons!





## Infant 2 — Comprehension



Look at the picture. Read the questions. Write your answers in the blank spaces.

1. How many eggs are there?

\_\_\_\_\_

2. Where are the eggs?

\_\_\_\_\_

3. What do you think laid these eggs?

\_\_\_\_\_

4. Why should we protect eggs?

\_\_\_\_\_

\_\_\_\_\_

## Infant 2 - is or are

He is                      We are  
She is                    You are  
It is                        They are

Put in is or are to complete each sentence.

1. He is a tall boy.
2. It \_\_\_\_\_ a sunny day.
3. You \_\_\_\_\_ in school.
4. We \_\_\_\_\_ happy.
5. She \_\_\_\_\_ by the bed.
6. They \_\_\_\_\_ playing football.

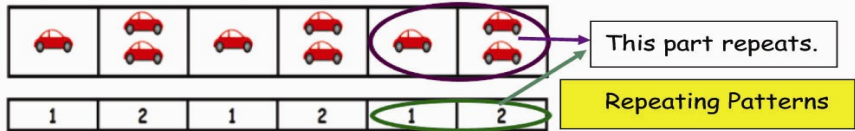


Complete these sentences.

1. He is \_\_\_\_\_.
2. She is \_\_\_\_\_.
3. We are \_\_\_\_\_.

## Infant 2- Repeating Patterns

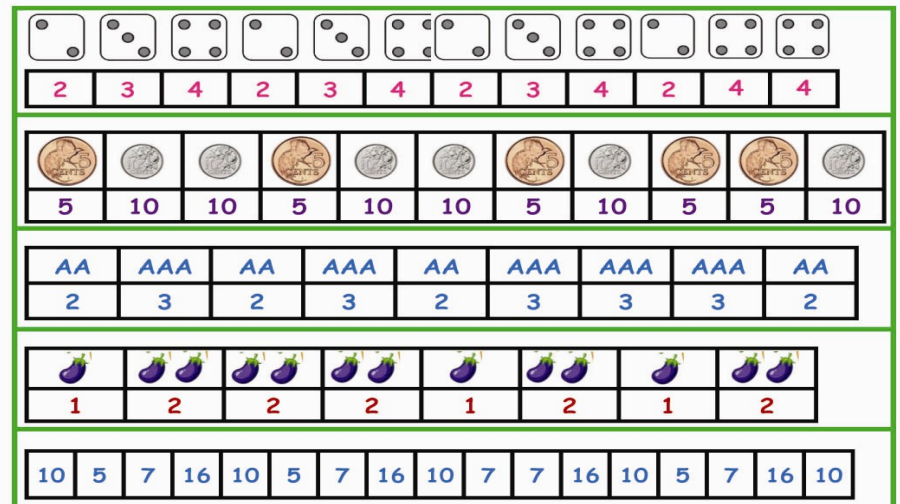
Look at the **order** of the pictures and numbers and see how they **repeat**.



Now look at the **order** of the pictures and numbers below.



Circle the **error** in each **repeating pattern** below.



## Infant 2- Measuring Lengths

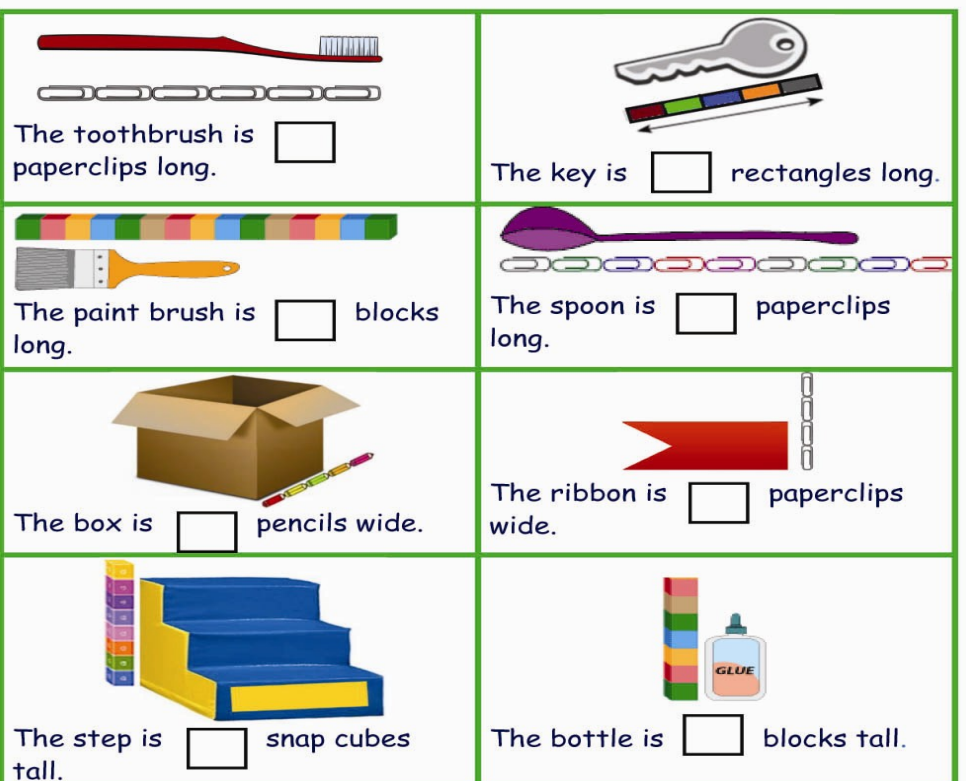
Look at the picture.



How long is the bat?  
It is 4 pencils long.

You can use many objects or **units** to measure length, such as: **snap cubes, paperclips, pencils and blocks**

Write the lengths of the objects shown.





A tribute to our mothers: The **SUPERHERO** in the family.

**Mother's day** is celebrated the second Sunday in the month of May. This year it was celebrated on Sunday May 09<sup>th</sup>. Mothers dedicate or give their lives to the betterment of the family. They celebrate new life. In some families, mothers perform the functions of both parents.




**Activity: Create a Mother's Day Collage**

A **collage** is a work of art made from paper, photographs, ribbon, beads, words, etc. A collage can be put together and stuck onto a piece of paper. Look at the examples below.



**Instructions:** Cut out each image and colour them. Use them in the making of your collage. You can also use other materials around your home.



## MOTHER

My  
One  
True  
Hero  
Ever  
Radiant



Poem written by Mrs. Gabriella N. Thomas  
Library Assistant I  
Primary School Library Services Unit  
NALIS



To our friends at NALIS, we acknowledge your continued support in making this initiative a successful one.



## Eid Craft - Charlieville ASJA Primary School

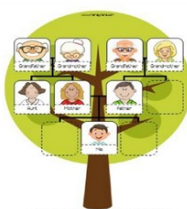
Making a mosque from recycable materials



Let's see how we can celebrate International Day of the Family?



Volunteer with your family



MY FAMILY

Build your family tree



Play games and have fun together



Prepare a meal together