



Government of the Republic of Trinidad and Tobago

# MINISTRY OF EDUCATION



## ECCE Activity Pack

Week 8 Term 2



### Emergent Writing Skills

Emergent writing is a young child's first attempts at the writing process. Children as young as 2 years begin to imitate the act of writing by creating drawings and symbolic markings that represent their thoughts and ideas. This is the beginning of a series of stages through which children progress as they learn to write. Emergent writing skills, such as the development of name writing proficiency, are important predictors of children's future reading and writing skills.

Parents and teachers play an important role in the development of 3 to 5 year olds' emergent writing by encouraging children to communicate their thoughts and record their ideas.

Young children learn that writing has a purpose and that print is meaningful (i.e., it communicates ideas, stories, and facts). For example, young children become aware that the **red street sign** says **STOP** and the letters under the red arch spell **KFC**. They recognise that certain symbols, logos, and markings have specific meanings.

Children benefit from having multiple opportunities throughout the day to develop fine motor skills and finger dexterity using a variety of manipulatives (e.g., magnetic letters, pegboards) and writing implements which aids in emergent writing skills development.



### Practicing Name Writing

One of the first words children usually learn to write is their first name. Names are meaningful to children, and pre-schoolers typically are interested in learning to write the letters in their name, especially the first letter. Name writing proficiency provides a foundation for other literacy knowledge

Pre-schoolers benefit from daily writing experiences, so it is helpful to embed writing in the daily routine. Be sensitive to pre-schoolers' varying levels of fine motor skills and promote the joy of experimenting with the art of writing, regardless of a child's current skill level. Encourage invented spelling and attempts at writing letters or letter-like symbols.

Source: Information adapted from (NAEYC).



### Remote Learning Daily Schedule

Time	Activity
9:00 - 9:30	<b>Personal Awareness</b> Preparation for the day
9:30 - 10:00	<b>Circle Time (Online)</b> Discussion about values: reading stories
10:00 - 10:15	<b>Individual Activity (Online)</b>
10:15 - 10:30	<b>Fruit Time</b>
10:30 - 11:00	<b>Outdoor Play</b>
11:00 - 11:30	<b>Stories/Rhymes</b>
11:30 - 12:30	<b>Lunch Prep</b> Lunch Break & Clean up
12:30 - 1 2:45	<b>Recall</b> - Discussions based on the day's activities







## Activities for three (3) and four (4) year olds—PART 1


**Material:** Cardboard/Bristol board, craft paper, blocks, animal toys/puzzle pieces, crayons, tape and scissors.

### Monday

#### Landmark Scavenger Hunt

- Discuss with the child what is a landmark
- Show the child images of different landmarks in Trinidad and Tobago
- Stick pictures in various places and allow child to find all of them

A **landmark** is an object or a feature of a landscape or town that has importance or makes a place easily recognisable. Landmarks will often have a sign with information explaining their importance. When you travel, pay close attention to finding new landmarks everywhere you go.



#### Physical Activity: Landmark Hopscotch

- Find a space outdoor and draw a hopscotch box
- Stick pictures of landmarks in the corner of each box
- Allow the child to toss a marker and hop to that box
- Allow the child to identify the landmark in the box



### Tuesday

#### The Caroni Swamp

- Discuss the Caroni Swamp with child
- Use shaving cream, gel or sand, make trees and any of the animals listed to create your swamp

The **Caroni Swamp** is the second largest mangrove wetland in Trinidad and Tobago.

The Swamp is known for many different species, including **caimans**, swamp boas, crabs of different types, herons and egrets, but in particular the **Scarlet Ibis**, one of Trinidad's National birds.



#### Physical Activity: Feeding a bird woolly worms



- Use your bird from the individual activity
- Cut strings into 7 - 9 cm pieces (to look like worms)
- Use a clothes pin or tweezer to feed your bird
- Count the number of worms that the bird ate

### Wednesday


#### Building a Zoo

- Read books/look at videos/discuss the Emperor Valley Zoo
- Talk about the design of a zoo
  - Stick a large sheet of paper on a hard surface (table/floor)
  - Encourage child to design the layout for his/her own zoo (include walking paths, enclosures etc.)
  - Sort plastic animals/jigsaw puzzle animals/cardboard cutout/playdough animals and place in enclosures
  - Assist child in writing labels for each area



#### Physical Activity: Zoo Animals Yoga

- Child will pose as different animals found in the zoo





## Activities for three (3) and four (4) year olds—PART 2














### Thursday

#### Water Ways Board Game

- The game requires two players
- Both players roll the dice and the higher number starts first
- Move the spaces you roll and follow the instructions on the board

#### Physical Activity: The other side of the river

- Use masking tape to draw two parallel lines on the ground
- Place disposable plates filled with water between the two lines
- Encourage child to cross the river without touching the water

<b>Finish</b>	<b>22</b> Go back to Paria waterfall at Block 3 	<b>21</b> 	<b>20</b> 	<b>19</b> Take 3 steps backwards to the river	<b>18</b>
<b>12</b>	<b>13</b> Shark River 	<b>14</b> 	<b>15</b> 	<b>16</b> Move 3 Places to the next River	<b>17</b>
<b>11</b> 	<b>10</b>	<b>9</b> Caura River 	<b>8</b>	<b>7</b> Avocat Waterfall 	<b>6</b> 
<b>Start</b> 	<b>1</b>	<b>2</b> Go up to the river on block 9	<b>3</b> Paria Waterfall 	<b>4</b> 	<b>5</b> Move two places forward to the next waterfall

### Friday

#### Making Trinidad Doubles



- Engage in discussion on what is doubles
- Allow child to talk about his/her favourite doubles (if eaten before)
- Use the ingredients to make bara for doubles
- Child will:
  - Measure and mix the ingredients
  - Break the dough into small pieces and roll into balls
  - Rub oil on hands and onto a plate to flatten dough balls
  - Grate cucumbers to make cucumber chutney

**Parent Support** - Fry baras and cook channa (chick


Doubles is the most popular, cheap, satisfying, fast food and street food in Trinidad

#### Ingredients Bara

2 cups All-purpose flour  
 $\frac{1}{2}$  tsp. baking powder  
 1 tsp. salt  
 1 tsp. instant yeast  
 $\frac{1}{4}$  tsp. turmeric  
 2 tsp. sugar  
 1 cup luke warm water  
 1 tbsp. vegetable oil  
 2 cups vegetable oil (for frying)

#### Physical Activity: Landmark Tour

- Create a car using any box
- Draw a map of your community (parent support)
- Use the car to visit the landmarks in your community (church, savannah etc.)



### Weekly Web Quest

#### What is a WebQuest?

A WebQuest is an activity children complete using the Internet to get information on a specific topic.

Select the link below to learn about different landmarks across Trinidad and Tobago: Queens Park Savannah, Temple in the Sea and Buccoo Reef. A landmark is an object or a feature of a landscape or town that has importance or makes a place easily recognisable.

[https://www.youtube.com/watch?v=mLMPswkztAM&list=PL-i6gLMTXsbykTbfkUY-HspLwT\\_H\\_WNbg&index=18&ab\\_channel=MinistryofEducation-TT](https://www.youtube.com/watch?v=mLMPswkztAM&list=PL-i6gLMTXsbykTbfkUY-HspLwT_H_WNbg&index=18&ab_channel=MinistryofEducation-TT)

Next, go on a virtual tour of a coral reef to learn about "Who Lives On a Coral Reef?"

<https://www.youtube.com/watch?v=QY-il4o6lQE>

Finally, view the video on making a Coral Reef Shadow Box

<https://www.youtube.com/watch?v=AqK-88zg4Os>

Following the videos, allow the child to create his or her own coral reef.



Colouring Page

# R is for Red House



Government of the Republic of Trinidad and Tobago  
**MINISTRY OF EDUCATION**

**Leading Stars ECCE**  
...bringing our classes closer to you!

Monday to Friday on



9:00 am (Circle Time)  
10:45 am (Story Telling)  
and 12:30 pm (Recall)

[www.moe.gov.tt](http://www.moe.gov.tt) [facebook/MoeEduTT](https://www.facebook.com/MoeEduTT) [@MinistryofEducationTT](https://www.instagram.com/MinistryofEducationTT) [@MoEduTT](https://www.youtube.com/channel/UCMoEduTT)



Government of the Republic of Trinidad and Tobago  
**MINISTRY OF EDUCATION**

From Monday to Friday  
at 8:00 a.m. & 2:00 p.m.

Digicel Channel 4  
& On Demand / Education folder.  
Flow Digital 104 & Analog 4  
Amplia Channel 104  
Green Dot on Channel 4



in collaboration with



**SESAME WORKSHOP**