



Government of the Republic of Trinidad and Tobago

MINISTRY OF EDUCATION

ECCE Activity Pack

Week 7 Term 2

Tips for a Virtual Carnival

Carnival in Trinidad and Tobago is a major part of our culture and is an annual national event that culminates on the Monday and Tuesday. It incorporates various elements and influences from other cultures brought to our twin islands dating back to the 18th century. Traditionally, there are numerous cultural events, which include the parade of the bands, Calypso Monarch, Dimanche Gras, International Soca Monarch, Panorama, stick fighting competitions and much more. This year the “**greatest show on earth**” will be done on a virtual stage due to the COVID-19 pandemic.

How do we keep the Carnival spirit alive BOYS and GIRLS?

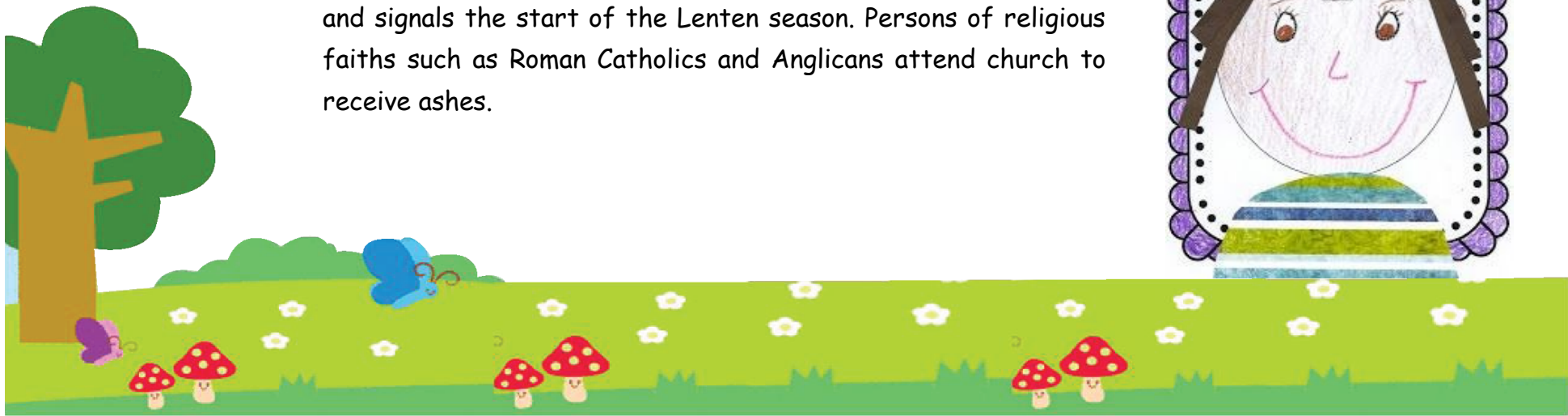

- Create costumes and props, play your favourite carnival **music** and have your very own **Kiddies Carnival virtual parade**
- Write your own calypso and perform it for your friends
- Explore the history of the **steelpan**
- Engage in cooking and enjoying **traditional dishes** like pelau, corn soup and don't forget to try our **snow cone** recipe

- Select your favourite chat platform - Zoom, WhatsApp, Google Meet or any other, invite a few friends and family members to join and have a **virtual** Carnival concert



Ash Wednesday

The day after Carnival celebrations is called Ash Wednesday and signals the start of the Lenten season. Persons of religious faiths such as Roman Catholics and Anglicans attend church to receive ashes.





Activities for three (3) and four (4) year olds—PART 1

Material: Cardboard/Bristol board, feathers, foam, glitter, beads, paper, cars, markers, tin can, sticks, rubber bands, shaving cream/sand/glitter



Monday

Carnival Headpiece



- Discuss with the child who is a masquerade
- Encourage the child to observe a Carnival costume and create a headband
- Encourage the child to identify and name the colours, shapes and count the materials used

Physical Activity: Spin and Exercise

- Cut out two circles and follow the photo to create the instructions
- First spin the exercise spinner with the actions, then spin the 1-10 spinner (e.g. Squats- 3)



Tuesday

Ole' mas / J'ouvert costume

- Create an ole' mas / J'ouvert costume that represents Trinidad and Tobago's culture
- Choose one (local fruit/ flower/ animal/ national heroes) and design a costume
- Use available materials and allow the child to decorate as desired
- On cardboard make a placard with the name of the costume and allow the child to write, trace or copy the words



Physical Activity: Jamboree Parking

- On a piece of paper, draw parking spaces with numbers 1- 10
- Call out various instructions and encourage child to park or remove vehicles (e.g. Park the green car in 4)



- Matchboxes or cars drawn and cut out on cardboard/ paper can be used

Wednesday

Creating a Steelpan

- Explain to the child that the steelpan is the national instrument of Trinidad and Tobago
- Use a circular empty tin can to represent the steel drum
 - Child will hammer the top of the tin to create a **concave** (the steelpan) shape
 - Have child use a marker to draw sections for different notes
 - Wrap rubber bands on two small sticks or pencils for the pan sticks



Physical Activity: Skywrite Numbers



- Stand up and use your finger in the air to draw numbers
- Make them as big as possible (i.e. get the child to bend his/ her knees, and stretch up high)
- You can use ribbons or streamers to draw the numbers in the air
- Use puppets or toys to skywrite
- Skywrite to music

Activities for three (3) and four (4) year olds—PART 2

Thursday

Assembling a Rhythm Section

- Discuss what is a **Rhythm Section**
- Gather available homemade rhythm section instruments (wood blocks, grater, bottle and spoon, bamboo sticks, tyre rim)
- Allow the child to explore the sounds of each instrument
- Child will identify loud and soft sounds



A **rhythm section** is a group of musicians within a music ensemble or band that provides the underlying rhythm, harmony and pulse of the accompaniment, providing a rhythmic and harmonic reference and "beat" for the rest of the band.

Physical Activity: Messy Number Formation

- Use either glitter, sand, shaving foam/gel, to create a messy surface
- Have some big numbers to look at and copy
- Allow the child to write the numbers in the messy substance



Friday

Making Snow Cone



- Have child measure and pour water and sugar in a pot to make a syrup
- Boil, for five minutes, then remove from heat and cool
- Add Kool Aid/colouring to the syrup and stir
- Pour in a bottle and place in refrigerator to chill
- Crush ice and place in cups
- Pour the syrup on the ice and add condensed milk if desired
- Place a straw in it and enjoy

Ingredients

$\frac{3}{4}$ cup sugar
 $\frac{3}{4}$ cup water
 1 pack Kool Aid
 Ice
 Condensed milk

Physical Activity: Masquerade Path

- Create a path outdoor for child to parade
- Label areas as: 'The Savannah', 'Soca Dome', 'Ariapita Avenue', 'Down Town'
- Play soca music and call out instructions for child to demonstrate as he/she dances from one area to the next
- **Instructions:** chip, chip to the left/right side, jump forward, step backwards, turn around, stoop down

Weekly Web Quest

What is a WebQuest?

A WebQuest is an activity children complete using the Internet to get information on a specific topic.

Select the link below to listen to different types of music related to Trinidad and Tobago's carnival. The video showcases calypso, soca, extempo and chutney music played and sung especially during the Carnival season.

Our Music Our Carnival

Calypso Music

https://www.youtube.com/watch?v=HFTjgyRTiIU&ab_channel=MinistryofEducation-TT

Soca Music

https://www.youtube.com/watch?v=UMBZnAUUs38&list=PL-i6gLMTXsbykTbfkUY-HsplwT_H_WNbg&index=12&ab_channel=MinistryofEducation-TT

Extempo Music

https://www.youtube.com/watch?v=yyU87Q9a6yQ&list=PL-i6gLMTXsbykTbfkUY-HsplwT_H_WNbg&index=13&ab_channel=MinistryofEducation-TT

Chutney Soca

https://www.youtube.com/watch?v=wCJRnpy67ig&ab_channel=MinistryofEducation-TT

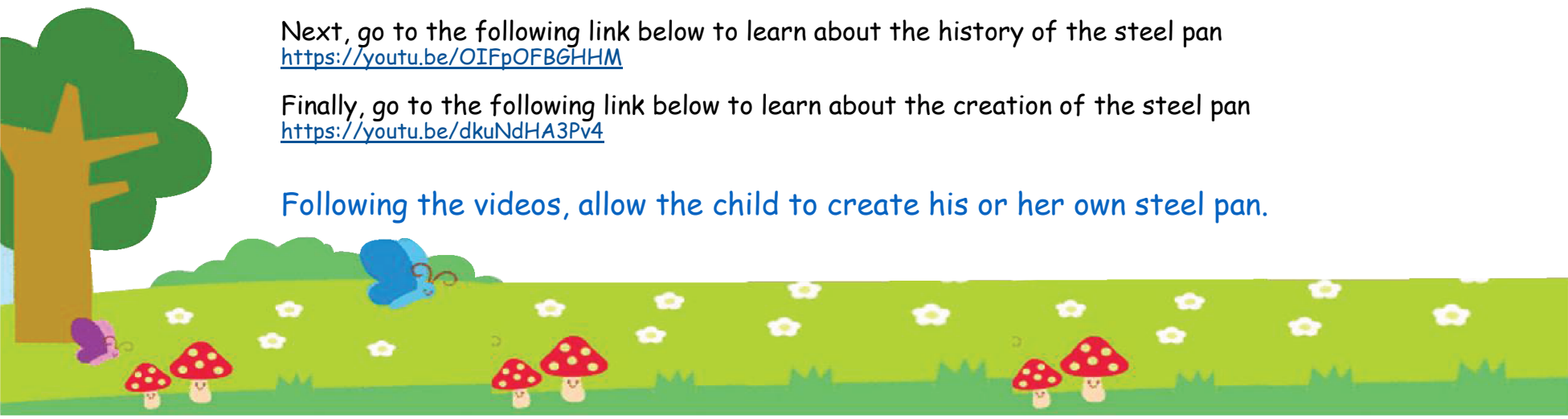
Next, go to the following link below to learn about the history of the steel pan

<https://youtu.be/OIFpOFBGHHM>

Finally, go to the following link below to learn about the creation of the steel pan


<https://youtu.be/dkuNdHA3Pv4>

Following the videos, allow the child to create his or her own steel pan.



Colouring Page

Carnival



Government of the Republic of Trinidad and Tobago

MINISTRY OF EDUCATION

Digicel Channel 4
& On Demand / Education folder.
Flow Digital 104 & Analog 4
Amplia Channel 104
Green Dot on Channel 4



in collaboration with



SESAME WORKSHOP



Remote Learning Daily Schedule

Time	Activity
9:00 - 9:30	Personal Awareness Preparation for the day
9:30 - 10:00	Circle Time (Online) Discussion about values: reading stories
10:00 - 10:15	Individual Activity (Online)
10:15 - 10:30	Fruit Time
10:30 - 11:00	Outdoor Play
11:00 - 11:30	Stories/Rhymes
11:30 - 12:30	Lunch Prep Lunch Break & Clean up
12:30 - 1 2:45	Recall - Discussions based on the day's activities

