



Government of the Republic of Trinidad and Tobago
MINISTRY OF EDUCATION



Transition to Form 1



ECCE Activity Pack
 (Week 5)



Infants Activity Pack
 (Week 3)



This **Special Edition** of the ECCE and Infants Activity Pack includes information for our students who wrote **SEA 2020** and who will soon begin Secondary School. Periods of transition are usually marked with heightened anxiety and heightened levels of stress. The movement from Primary School is no different. Additionally, the current global pandemic may cause schooling to be even more difficult to manoeuvre.

The Ministry of Education, through its Student Support Services Division (SSSD), stands ready to provide on-going support for all students to maximise their learning potential, to do well at school, achieve their potential to develop holistically. This support is provided by four Units of the SSSD - the Guidance and Counselling Unit, School Social Work Unit, Special Education Unit and the Developmental, Assessment and Intervention Unit.

Students Support Services Division
Hotline Services

Parents, students, we are still here to support you!

- Counselling
- Psycho-social Assessments
- Parenting Support
- Student Care and Protection
- Networking Services

Contact us via phone or WhatsApp at the following numbers:


Officer	Education District	Phone
Natalie Robinson-Arnold	All Education District	724-1010
Keisha Garcia	St Patrick District	347-0975
Sule Dyer	Caroni District	786-1835
Kimberley Salvary	St. George East District	749-5853
Kesha Pierre	North Eastern District	678-9027
Sabrina Peters	Victoria District	495-7575
Marion des Vignes	South Eastern District	685-2180
Sharon King	Port of Spain District	273-7979

Additional Support Available:

T&T Suicide Hotline: 1-800-SUICIDE/1 800 273-TALK Ambulance Service: 811
 POLICE: 999 Lifeline: 645-2800 Childline: 800-4321 Children's Authority: 996 or 800-2014
 Fire and Ambulance : 990 National Domestic Violence Hotline –800 SAVE or 800-7283

MY REMOTE LEARNING CHECKLIST


- YOUR WORKSPACE
- ORGANIZATION/ STORAGE BINS/ CADDIES ETC
- COMPUTER, PRINTER AND INTERNET ACCESS
- COMFORTABLE CHAIR
- HEADPHONES/ EARBUDS
- TRADITIONAL SCHOOL SUPPLIES
- WATER BOTTLE
- BACKPACK
- DRY-ERASE BOARD AND MARKERS
- RULES FOR YOUR E-LEARNING SPACE



Materials

Bristol board, yarn, clothes hanger, pictures of different types of families, crayons, markers, small rocks/pebbles, plastic bottle, tempera paint, crackers, cheese, vegetables

Activities for three (3) year old



Monday

The Nuclear Family mobile

- Cut out pictures of a mother, father and a child/children
- Punch holes through the top of each picture
- Place a string through the hole and hang on a clothes hanger to create mobile
- Let the child point to each member of the family
- Explain to the child that a nuclear family contains: mother, father and a child/children



Physical Activity: Walking Through the Maze

- Draw a maze outdoor
- Place the child's favourite toy at the end of the maze
- Explain how a maze works
- Encourage the child to walk through the maze to find his/her toy

Wednesday

Extended Rock Family

- Take a walk and have children collect rocks of different sizes
- Explain to the child that an extended family comprises of father, mother, children, grandparents and/or other relatives living in the same household
- Wash, dry and paint rocks in brown and leave to dry
- Using markers draw on eyes, nose, mouth and ears on the rock
- Give each rock a name in the extended family



Physical Activity: Follow the Leader

- The child will follow the actions of the parent
- Crawling under a table, bunny hopping, jumping jacks, etc.

Friday

Creating a Crackers Family

- Using crackers, cheese, carrots, celery sticks and raisins
- Create family member faces using the ingredients
- Use faces to make the different family types: nuclear, single and extended
- Enjoy your cracker snack

Tuesday

Finger Puppets




- Cut out pictures of parent (mother or father) and children (3 boys or 3 girls) they can be mixed boys and girls
- Stick a thin strip of paper behind each picture, enough to make a circle around the child's finger
- Use the puppets for conversation
- Explain what is a single parent family (comprises of father or mother, children, living in the same household)

Physical Activity: Bean Bag Toss

- Using an old t-shirt, cut a square or circle, stitch edges, fill with seeds and secure the bag to ensure the bag can be tossed without the seeds falling out
- Toss bag to the child; ensure the child's hands are cupped to catch the bag
- Repeat step 2 several times

Thursday

Family Search

- Cut out pictures of the types of families:
- | Nuclear Family | Single Parent Family | Extended Family |
|---|---|---|
|  |  |  |
- nuclear, extended, single parent
 - Stick on cardboard or Bristol board as seen in the picture
 - Child will search in a container to find the pictures of the different types of families
 - Child will count how many extended/single/nuclear family pictures he/she finds
 - Child will match the numeral to the number of each family type

Physical Activity: Family Scavenger Hunt

- Hide rocks with images of family members from Wednesday's activity throughout the house
- Encourage child to hunt for the rocks
- Name a family type and allow child to create the family



Physical Activity: Spray Bottle

- Pierce holes through the cover of a plastic bottle to make a spray bottle or, you can use a spray bottle
- Parent draws an extended family on a wall outdoor with chalk
- Ask the child to identify the family type drawn
- Spray off some members to create a nuclear family
- Do same to create a single parent family

Activities for four (4) year old

Monday

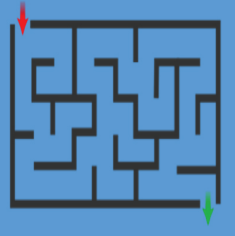
The Nuclear Family mobile

- Cut out pictures of a mother, father and a child/ children
- Punch holes through the top of each picture and hang on clothes hanger using yarn or string to create mobile
- Let the child point to each member of the family
- Explain to the child that a nuclear family has mother, father and a child/children



Physical Activity: Walking Through the Maze


- Draw a maze outdoor
- Place the child's favourite toy at the end of the maze
- Explain how a maze works
- Encourage the child to walk through the maze to find his/her toy



Tuesday

Finger Puppets

- Explain that a single parent family comprised of father or mother and children living in the same household
- Cut out pictures of parent (mother or father) and children (3 boys or 3 girls) they can be mixed boys and girls
- Stick a thin strip of paper behind each picture, enough to make a circle around the child's finger
- Use the puppets for conversation



Physical Activity: Bean Bag Toss

- Using an old t-shirt, cut a square or circle, stitch edges, fill with seeds and secure the bag to ensure the bag can be tossed without the seeds falling out
- Toss bag to the child; ensure the child's hands are cupped to catch the bag
- Repeat step 2 several times



Wednesday

Extended Rock Family




- Take a walk and have child collect rocks of different sizes
- Explain to the child that an extended family comprises of father, mother, children, grandparents and/or other relatives living in the same household
- Wash, dry and paint rocks in brown and leave to dry
- Use markers to draw on eyes, nose, mouth and ears on the rock
- Give each rock a name in the extended family
- Use rocks to create a story e.g. Grandma Goose tales



Thursday

Family Search

- Cut out pictures of the types of families: nuclear, extended, single parent. Stick on cardboard or bristol board as seen in the picture
- Child will search in a container to find the pictures of the different types of families
- Match the pictures that are on the chart
- Child will count how many extended/single/nuclear family pictures they find
- He/she will write the numerals

Nuclear Family	Single Parent Family	Extended Family
		

Physical Activity: Follow the Leader

- The child will follow the actions of the parent
- Crawling under a table, bunny hopping, jumping jacks, etc.



Friday

Creating a Cracker Family

- Using crackers, cheese, carrots, celery sticks and raisins
- Create family member faces using the ingredients
- Use faces to make the different family types - nuclear, single and extended
- Enjoy your cracker snack



Physical Activity: Spray Bottle Activity

- Pierce holes through the cover of a plastic bottle to make a spray bottle or you can use a spray bottle
- Parent draws an extended family on a wall outdoor with chalk
- Ask the child to identify a family type drawn
- Spray off some members to create a nuclear family
- Do same to create a single parent family
- Draw the extended family and ask family member to follow steps 1- 4



Physical Activity: Family Scavenger Hunt

- Hide rocks with images of family members from Wednesday's activity throughout the house
- Encourage child to hunt for the rocks
- Name a family type and allow child to create the family



World Teacher's Day

In 2020, World Teachers' Day will celebrate teachers with the theme "Teachers: Leading in crisis, reimagining the future".

According to UNESCO: The issue of teacher leadership in relation to [the COVID-19] crisis responses is not just timely, but critical in terms of the contribution teachers have made to provide remote learning, support vulnerable populations, re-open schools, and ensure that learning gaps have been mitigated."



THANK YOU!

