



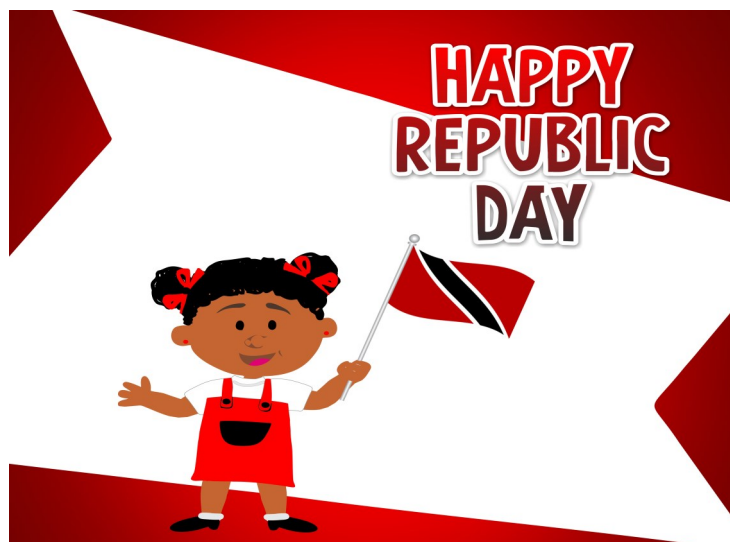
Government of the Republic of Trinidad and Tobago

# MINISTRY OF EDUCATION



# ECCE Activity Pack

Week 3



## What is Patriotism?

Patriotism is the love of country. It is pride in what a country stands for and was founded on. It is the feeling of love, devotion, and sense of attachment to a homeland and alliance with other citizens who share the same sentiment.

## How To Teach Patriotism To Children

Instilling the feeling of love and respect in children towards their country will make them responsible citizens of tomorrow. It is a service you can do for your country.

Here are some simple, yet effective, tips on how to inspire patriotism in children.

### 1. Be a role model

To teach patriotism to your child, you must be patriotic as well. Since patriotism has to do with emotions and not knowledge, it should be taught at the personal level.

### 2. Tell stories of the independence struggle

The stories of our independence struggle will make your child understand the sacrifice of our ancestors.

### 3. Teach respect for national symbols

Your child should know the importance of national symbols such as the national anthem, flag, pledge, and national songs. They should be taught to stand at attention when the national anthem is played.

### 4. Encourage participation in patriotic activities

Independence Day and Republic Day are two important national holidays we celebrate. Encourage your child to take part in these celebrations in school.

### 5. Plan visits to monuments of historic importance

Children learn through experience. It is a great idea to take your child to visit various important historic monuments, during the vacation.

### 6. Create awareness about the rich heritage of Trinidad and Tobago

A melting pot of people and viewpoints, freedom of speech, religion, and the ability to vote in our democracy and so much more makes up our lovely country of Trinidad and Tobago. It is important to teach your child to respect all the wonderful things that make us who we are as a people.

## Remote Learning Daily Schedule

| Time          | Activity   |
|---------------|--|
| 9:00 - 9:30   | <b>Personal Awareness</b><br>Preparation for the day                       |
| 9:30 - 10:00  | <b>Circle Time (Online)</b><br>Discussion about values:<br>reading stories |
| 10:00 - 10:15 | <b>Individual activity (Online)</b>  |
| 10:15 - 10:30 | <b>FRUIT TIME</b>  |
| 10:30 - 11:00 | <b>Outdoor play</b>  |
| 11:00 - 11:30 | <b>Stories/Rhymes</b>  |
| 11:30 - 12:30 | <b>Lunch Prep</b><br>Lunch Break & Clean up                                |
| 12:30 - 12:45 | <b>Recall - Discussions</b><br>based on the day's activities               |



## Materials

Paper, 1 cent coins, red, white and black crayons/paint, straws, pallet stick

## Activities for three (3) year old



### Monday

#### Calendar Clues

- Write numerals 2 and 4 on separate cards
- Show your child a calendar
- Ask him/her to match the numbers on the card to the numbers on calendar


#### Physical Activity: Letter Hunt

- Write each letter of the word T/r/i/n/i/d/a/d on cards
- Show your child the word Trinidad on a sheet of paper
- Hide the letters throughout the house
- Encourage your child to go on a letter hunt to find the letters
- Place the letters on the floor to spell the word Trinidad

### Tuesday

#### Building National Identity

- Show the child the map of Trinidad and Tobago (template)
- Discuss that Trinidad and Tobago are islands in the Caribbean
- Colour the map of Trinidad and Tobago using blue and green crayons



#### Physical: Tapping Feet

- Stick nine coins under an old pair of shoes or sandals (see picture)
- Encourage your child to tap his/her feet on different surfaces (board, concrete, and tile) to hear the tapping sound

### Wednesday

#### Recognising the Head of State

- Inform your child that the President of Trinidad and Tobago is called the head of state. **Ms. Paula-Mae Weekes** is the sixth President of Trinidad and Tobago
- Find and cut out a picture of the President of Trinidad and Tobago (used newspaper)
- Create a picture frame using pallet sticks
- Stick the picture of the President of Trinidad and Tobago into your picture frame created



#### Physical: Marching Parade

- Parent will demonstrate the marching movements to the child
- Child will dramatise that they are in a marching parade
- Parent will call out left and right instructions while encouraging the child to march and salute a picture of the President

### Thursday

#### Constructing our National Flag

- Show your child a red, white and black object
- Ask the child to identify each colour
- Use recycled cloth or paper (red, white and black) to create the national flag



#### Physical: Flag Dance

- Encourage your child to dance and wave his/her flag as you sing the chorus of Machel Montano's song "I love my Country"

### Friday

#### Making Caribbean Pizza

##### Ingredients:

**Cheese, pineapple, sweet peppers, sausage, ketchup**

- Using bread, roti, or bake make a pizza using the ingredients listed
- Give the child the opportunity to grate and cut the ingredients
- Make on a baking tray or tawah



#### Physical: Musical Hide and Seek

- Using a cell phone, play Machel Montano's song "I love my Country"
- Hide the cell phone while the song is being played
- You and your child can then search together to figure out where the music is coming from



## Activities for four (4) year old



### Monday

#### Calendar Clues

- Write numerals 2 and 4 on cards
- Show your child a calendar
- Ask him/her to match the numbers on the card to the numbers on calendar
- Ask him/her to place the two cards together (24) and match the number on the calendar

#### Physical Activity: Letter Hunt

- Write each letter of the word T/r/i/n/i/d/a/d on cards
- Show your child the word Trinidad on a sheet of paper
- Hide the letters throughout the house
- Encourage your child to go on a letter hunt to find the letters
- Place the letters on the floor to spell the word Trinidad


### Tuesday

#### Building National Identity

- Show the child the map of Trinidad and Tobago (template)
- Discuss that Trinidad and Tobago are islands in the Caribbean
- Colour the map of Trinidad and Tobago using blue and green crayons
- Assist your child in finding the area where he/she lives on the map
- Draw a small person on the area where he/she lives

#### Physical: Tapping Feet

- Stick nine coins under an old pair of shoes or sandals (see picture)
- Encourage your child to tap his/her feet on different surfaces (board, concrete, and tile) to hear the tapping sound



### Wednesday

#### Recognising the Head of State



- Inform your child that the President of Trinidad and Tobago is called the head of state. **Ms. Paula-Mae Weekes** is the sixth President of Trinidad and Tobago
- Find and cut out a picture of the President of Trinidad and Tobago (used newspaper)

- Create a picture frame using pallet sticks
- Stick the picture of the President of Trinidad and Tobago into your picture frame that was made
- Identify the President by name

#### Physical: Marching Parade

- Parent will demonstrate the marching movements to the child
- Child will dramatise that they are in a marching parade
- Parent will call out left and right instructions while encouraging the child to march and salute a picture of the President

### Thursday

#### Constructing our National Flag

- Show your child a red, white and black object
- Ask the child to identify each colour
- Use recycled cloth or paper (red, white and black) to create the national flag



### Friday

#### Making Caribbean Pizza

**Ingredients:** Cheese, pineapple, sweet peppers, sausage, ketchup

- Using bread, roti, or bake make a pizza using the ingredients listed above
- Give the child the opportunity to grate and cut the ingredients
- Make on a baking tray or tawah



#### Physical: Flag Dance

- Encourage your child to dance and wave his/her flag as you sing the chorus of Machel Montano's song "I love my Country"

#### Physical: Musical Hide and Seek

- Using a cell phone, play Machel Montano's song "I love my Country"
- Hide the cell phone while the song is playing
- You and your child can then search together to figure out where the music is coming from



## International Day of Peace September 21

See instructions on Tuesday's Activity

The 2020 theme for the International Day of Peace is "Shaping Peace Together". Celebrate the day by spreading compassion, kindness and hope in the face of the pandemic. Let's shape peace together!

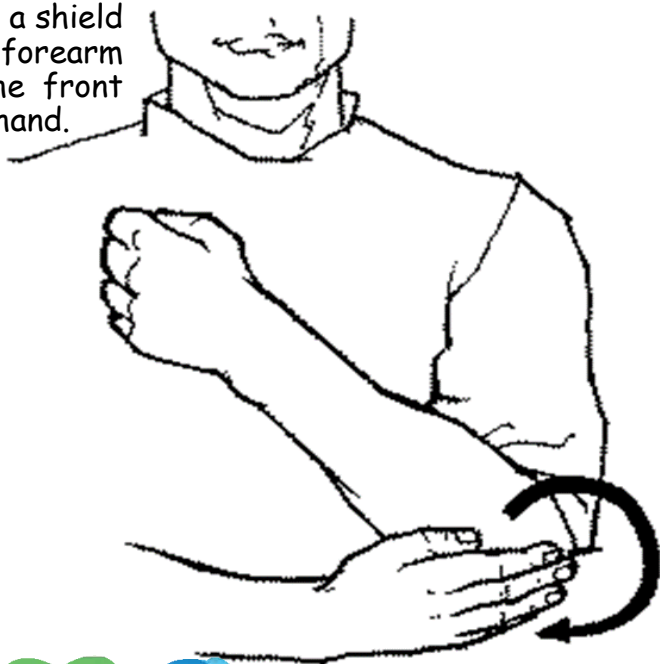


## International Day of Sign Language September 23

Sign Language speeds up speech development and gives children a means to express themselves before they can talk.

### The sign for "country"

Think of holding a shield with your left forearm and polishing the front with your right hand.



# HAPPY REPUBLIC DAY

See instructions on Thursday's Activity

