



Government of the Republic of Trinidad and Tobago

# MINISTRY OF EDUCATION



## ECCE Activity Pack

Week 3 Term 1

### What can our Children Learn from Republic Day ?



The twin island state of Trinidad and Tobago became a Republic on August 1st, 1976. However, we celebrate Republic Day on September 24th as this was the first date our Parliament met under the new Republican Constitution.

What changed when Trinidad and Tobago became a Republic? We achieved **full independence** from the British Monarchy. We no longer 'owed allegiance' to the Queen and we no longer had a **Governor General** who was chosen by Britain. The last British Governor General was **Sir Solomon Hochoy**.

Instead, we gained a **President** chosen by our own people. Our first President is **Sir Ellis Clarke**, who held office from 1976—1987. Our sitting President is **Her Excellency Ms. Paula-Mae Weekes**, who came into office in 2018. Her Excellency is our first female President.

Our children can learn the importance of taking **full responsibility** for charting the course of our nation in the future. The democratic rights and responsibilities they hold will allow them, in time to come, to make choices for the leadership of our nation as they demonstrate the ideals of **Discipline**, **Tolerance** and **Production**.

Teaching children about Republic Day is a great way of instilling patriotism. It will give them a sense of belonging to the country that provides them with freedom of choice. So, on 24th September, make an effort to explain to your child the significance of the Republic Day of Trinidad & Tobago and make it fun for them by celebrating it in a child-friendly manner.

#### Remote Learning

Time	Activity
9:00 - 9:30	<b>Personal Awareness</b> Preparation for the day
9:30 - 10:00	<b>Circle Time (Online)</b> Discussion about values: Reading stories
10:00 - 10:15	<b>Individual Activity (Online)</b>
10:15 - 10:30	<b>Fruit Time</b>
10:30 - 11:00	<b>Outdoor Play</b>
11:00 - 11:30	<b>Stories/Rhymes</b>
11:30 - 12:30	<b>Lunch Prep</b> Lunch Break & Clean up
12:30 - 12:45	<b>Recall</b> - Discussions based on the day's activities

**Materials:** chalk, paper, paint, cardboard box, stretchy cloth/ribbon, sticks, stones, flowers, paper plate, small balls/ foil paper



Learning through Play









## Activities for three (3) and four (4) year olds—PART 1

### Monday

#### What is a Republic State?

- Adult will discuss what it means to be a Republic state with the child (In a Republic country the people have the power to choose (vote) the government)
- Adult will choose a topic and allow the child to vote e.g. which animal is my favourite pet (cat, dog, rabbit, fish)
- Adult will create a tally chart as seen in the picture and allow children to vote for their favourite animal

Trinidad and Tobago became a Republic on August 1st, 1976. The event is celebrated as a public holiday on September 24th because this is the date when the first Parliament met under the new Republican Constitution.

			
Cat	Dog	Rabbit	Fish
			
			

#### Physical Activity



#### Cloud Hop

- Using chalk draw clouds of different colours outdoors
- Adult will call out only the national colours for the child to hop into the cloud



### Tuesday

#### Constructing the Red House of Trinidad and Tobago



- Adult will discuss with the child the importance of the **Red House**, and where it is located
- Using boxes allow the child to create the structure of the Red House and paint in red
- Four-year olds can label The Red House

#### Physical Activity



#### Stretchies


- Adult can cut a strip of cloth or ribbon, join both ends
- Allow the child to create different shapes with his/her bodies and the cloth as seen in the picture



### Wednesday

#### Unity Dolls

- Discuss how we are a multi-cultural society, and we remain unified with the uniqueness of our diversity
- Adults will teach the child the National Motto of Trinidad and Tobago
- (Together we Aspire, Together we Achieve)**
- Colour or paint one sheet of paper red and another black and keep a white sheet
- Allow the child to fold the paper like a fan.
- Make the Unity Dolls as seen in the picture



#### Physical Activity



#### Alphabet Hopscotch

- Adult will write letters of the alphabet (like a hopscotch without the boxes) as seen in the picture
- Adult will call out the letters and allow the child to hop to the letter called





## Activities for three (3) and four (4) year olds—PART 2

### Thursday

#### National Flag Nature Art

-Adult will discuss with the child the colours of the National Flag and what they mean (**Red** is fire or the energy of the sun, **White** is the sea (water) by which these lands are bound, **Black** is the earth, the wealth of the land)



Trinidad and Tobago

-Child will collect leaves, flowers, stones, sticks etc.... to represent the different colours of the national flag.

-Adult will draw an outline of the National Flag and allow the child to use the items collected to fill in the colours

#### Physical Activity



#### Velocity Art-Chaconia Collage

- Allow the child to cut or colour red strips of paper.

-Using a straw the child will try to pick up the paper and place it on the outline of the Chaconia

(see photo for example).

-Child can glue the bits of paper on the outline



### Friday

#### Family Sugar Cake

-Child can count and measures the ingredients

-Adult will assist the child in making sugar cake



#### Sugar Cake Ingredients



- 2 cups sugar
- 2 cups grated coconut
- 1 teaspoon almond essence
- A few drops of red food colouring

#### Physical Activity





#### Ball Drop

-Using a disposable plate, adult will cut a small circle in the plate

-Attach a handle to the plate with a piece of stick, PVC pipe, or the broad palette stick etc. One or more plates can be used

-Place balls on the plate and allow the child to manoeuvre the ball through the hole as seen in the picture



### ECCE RESOURCES

For All ECCE Activity Packs <https://www.moe.gov.tt/ecce-activity-packs-2/> they are free to download and print anytime at your convenience

YouTube link for radio programming <https://bit.ly/3Bxz2WO>



Colouring Page

