



Government of the Republic of Trinidad and Tobago  
**MINISTRY OF EDUCATION**

# ECCE Activity Pack

Week 2

## Parenting in a Pandemic



Parental involvement is generally a key indicator of a successful school experience. The fear and uncertainty surrounding this back-to-school season is not the way any family wants to start the new academic year. Children are amazingly resilient and they like learning new things. Once you tap into what motivates them, all you need to do is watch them fly. It may take some trial and error to find out what your child responds to best. Just remember: Your goal is to support them in making progress in their own goals and aspirations.

### Use positive reinforcement

Everyone is more anxious and worried during the pandemic. Young children may not have the words to describe their feelings. They are more likely to act out their stress, anxiety or fear through their behaviour.

### Address children's fears

Children rely on their parents for safety, both physical and emotional.

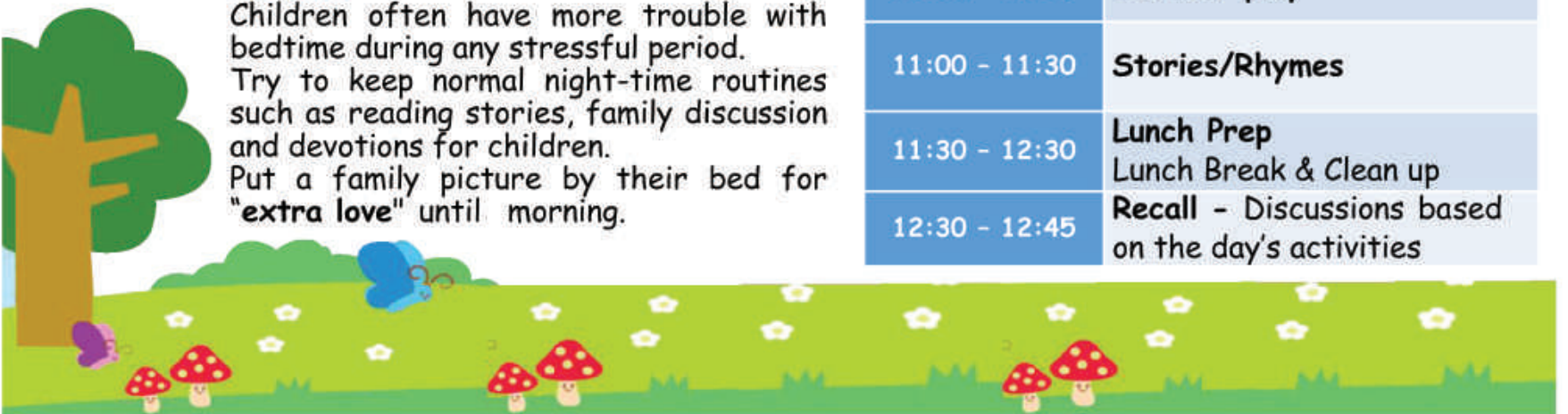
- Recognize your child's feelings.
- Model how to manage feelings.
- Offer extra hugs and say "I love you" more often.

### Bedtime

Children often have more trouble with bedtime during any stressful period. Try to keep normal night-time routines such as reading stories, family discussion and devotions for children. Put a family picture by their bed for "extra love" until morning.

### Remote Learning Daily Schedule

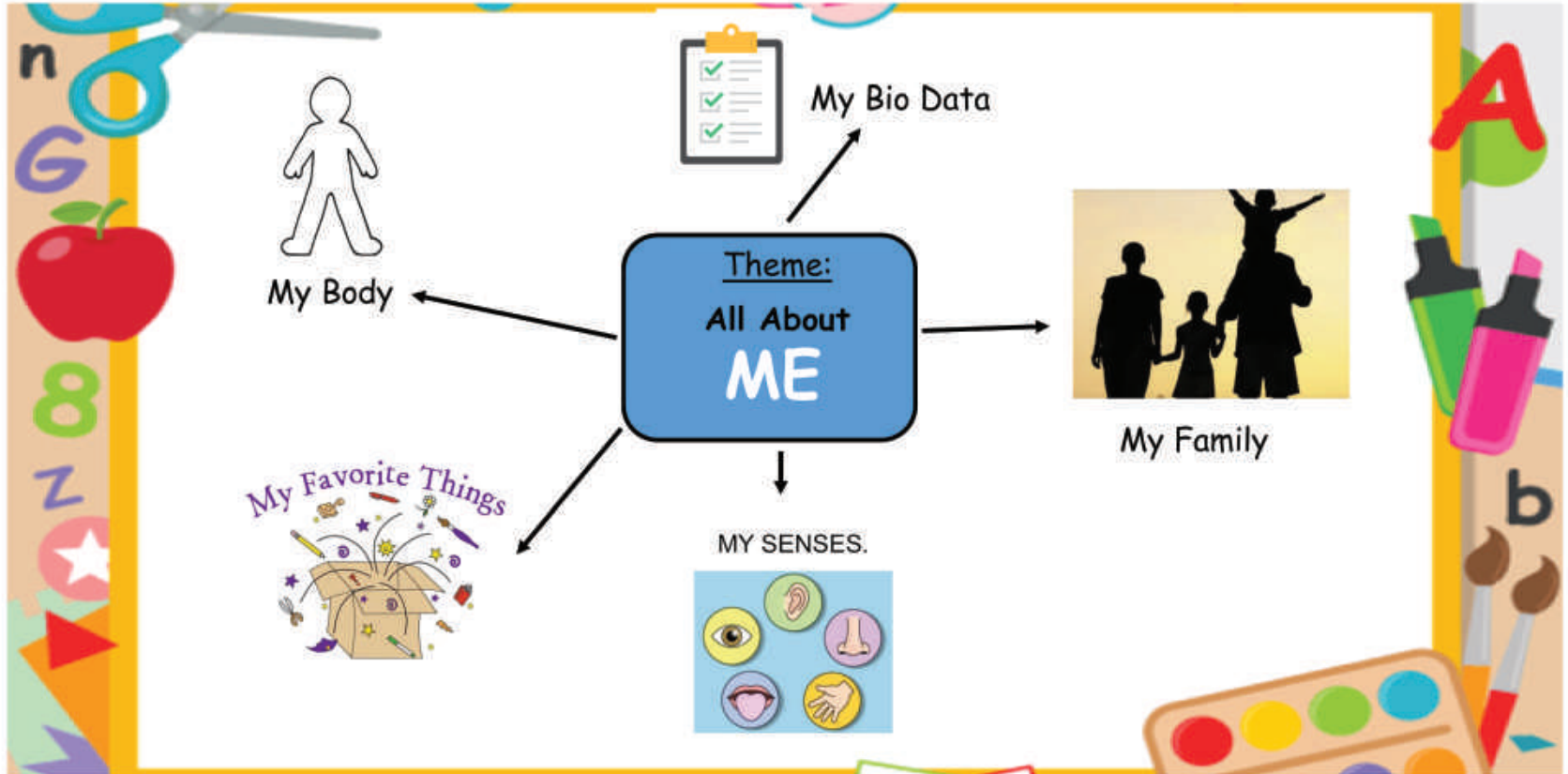
Time	Activity
9:00 - 9:30	<b>Personal Awareness</b> Preparation for the day
9:30 - 10:00	<b>Circle Time (Online)</b> Discussion about values:
10:00 - 10:15	<b>Individual activity (Online)</b>
10:15 - 10:30	<b>FRUIT TIME</b>
10:30 - 11:00	<b>Outdoor play</b>
11:00 - 11:30	<b>Stories/Rhymes</b>
11:30 - 12:30	<b>Lunch Prep</b> Lunch Break & Clean up
12:30 - 12:45	<b>Recall - Discussions based on the day's activities</b>



**ECCE Activity Pack**

Themes are used to develop the ECCE curriculum.

Each week we will invite you to explore different topics from the theme 'All About Me'.



**Remote Learning Toolkit**

Using a small box, create a toolkit to store materials that will be used daily to support your child's learning.

**Materials**

Clothes pins, marker, paper, playdoh, scissors, glue, coloured markers, coloured index cards, or coloured strips of paper, two pieces of stick, storage bags, brown paper bags, cereal boxes, flour, salt, water.



Activities for three (3) years old

Monday

Matching the letters in my name

- Write your child's name on a piece of paper with a marker.
- Leave enough space between each letter so you can easily cut the names apart depending on the activity.
- Write each letter on clothes pins.
- Child will match the letters to spell his/her name.



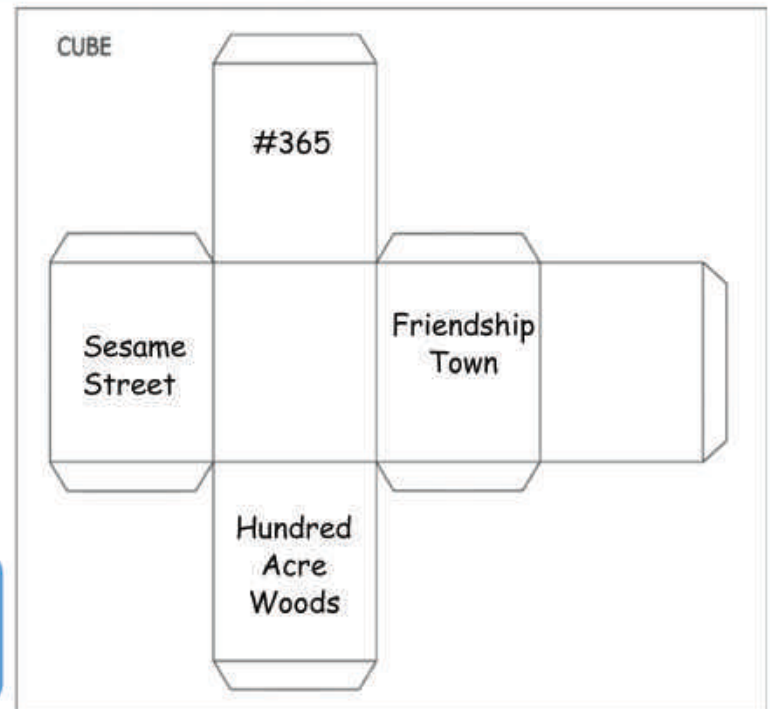
Physical Activity: ABC letter game

- Write the alphabet in a space outdoor.
- Name a letter and have your child jump from letter to letter.

Tuesday

Address Cube

- Wrap a small, square cardboard box in plain wrapping paper.
- Break the address information into four pieces e.g. house number, street, community, town.
- Give the child the opportunity to decorate the box.
- Ask the child to roll the cube for recall, help him/her to read the information on the cube.
- This will reinforce the week's activities.



Physical Activity: Colour Run

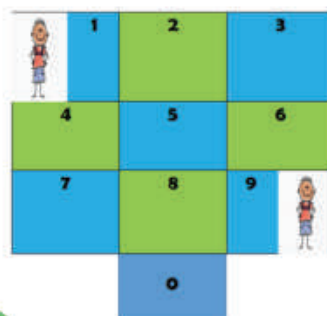
- Draw three circles and squares with different coloured chalk.
- Call out a colour and have your child run to that coloured area.

Wednesday

Phone Number Hopscotch

- Identify a suitable space outdoor, draw a box as seen in the picture.
- Show the child how to hop.
- Discuss with the child the importance of learning how to use a phone. Write important numbers on a chart.
- Say the numbers and give the child the opportunity to hop to

Physical Activity: Hopscotch




Thursday

Build your house

- Create a house with brown paper bag or empty cereal box. (See picture)
- Write or stick house number on the house.
- Add street signs and community buildings.

Physical Activity: Dance Party

- Turn on some music.
- Let your child twist, floss or free style their way to fun.



Activities for three (3) years old (Con't)

Friday

Making Salt Dough letters and numbers



- Allow your child to measure the ingredients.
- Mix the ingredients in a large bowl, encourage your child to pour, stir, mix and knead.
- Roll out in a circle.
- Cut dough into strips to form letters or numbers.
- The child can form their name, house number and parents telephone number.

Ingredients

2-cups flour



1-cup water



1-cup salt



Physical Activity: Fill the Bucket with Water Game

- Provide your child with a cup and a bucket.
- Place the bucket six feet away from the child.
- Allow your child to fill the bucket with water.
- Ask your child how many cups filled the bucket.

Colour and decorate your house



Government of the Republic of Trinidad and Tobago  
**MINISTRY OF EDUCATION**

**Leading Stars ECCE**

*...bringing our classes closer to you!*

Monday to Friday on



9:00am (Circle Time)  
10:45am (Story Telling)  
and 12:30pm (Recall)


[www.moe.edu.tt](http://www.moe.edu.tt)

facebook/MoeEduTT

@MoeEduTT

@ministryofeducationtt

Let's colour



-Child will write his/her name in the square. (4 years old)

-Colour the picture.



**Activities for four (4) years old**

**Monday**

**My Name Writing Practice**

- Write your child's name on a card.
- Encourage child to write his/her name on the boy/girl template.

**Physical Activity: ABC letter game**

- Write the alphabet in a space outdoor.
- Name a letter and have your child jump from letter to letter.

**Wednesday**

**Dialing my parent number**

**Phone Number BINGO Song**

- Sing to the tune 'BINGO'
- I have a number for my Mummy
- I have a number for my Daddy (234-4567) that is Mummy's number



- Give your child an old cell phone or use the picture included.
- Write your phone number at the top
- Let him/her practice pushing the corresponding buttons
- Allow your child to have a make believe conversation with a relative or friend he/she has not seen recently.



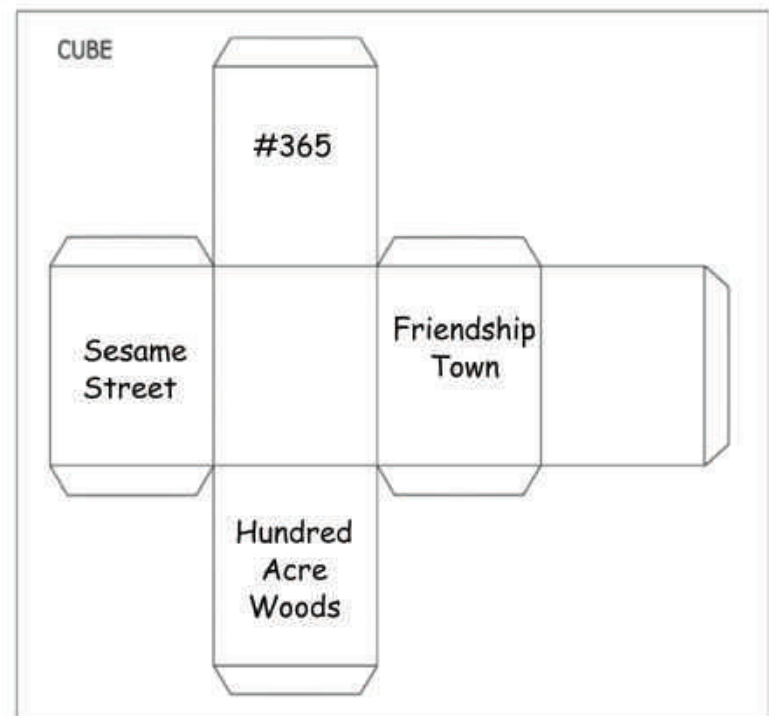
**Physical Activity: Hopscotch**

- Play the game with your child

**Tuesday**

**Address Cube**

- Wrap a small, square cardboard box in plain wrapping paper.
- Break the address information into four pieces e.g. house number, street, community, town.
- Give your child the opportunity to write his/her address on four sides of the box
- Decorate the next two sides.
- Ask the child to roll the cube for recall, help him/her to read the information on the cube.



**Physical Activity: Colour Run**

- Draw three circles and squares with different coloured chalk.
- Call out a colour and have your child run to that coloured area.

**Thursday**

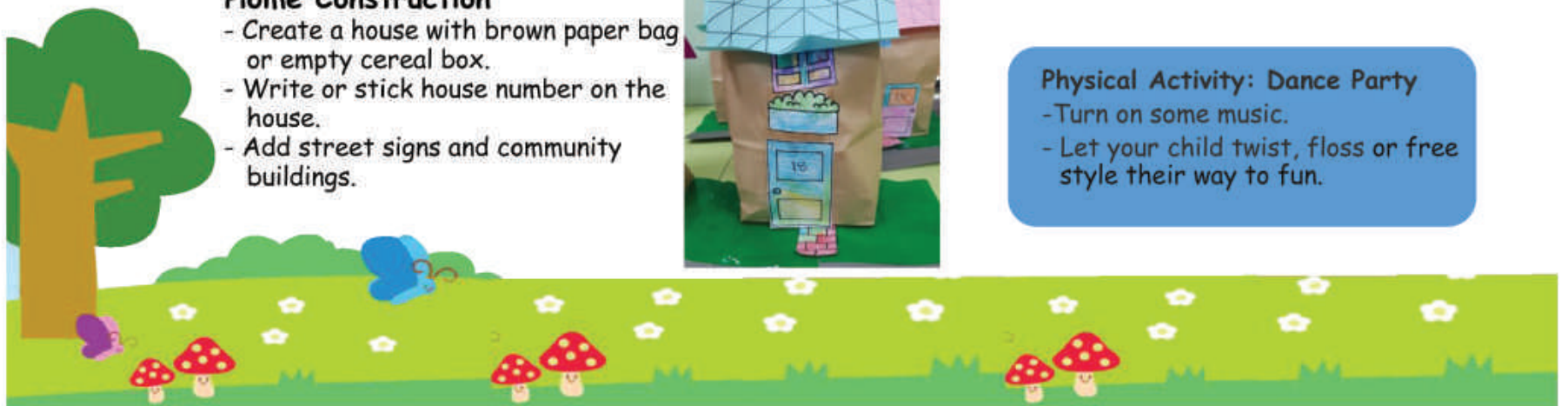
**Home Construction**

- Create a house with brown paper bag or empty cereal box.
- Write or stick house number on the house.
- Add street signs and community buildings.



**Physical Activity: Dance Party**

- Turn on some music.
- Let your child twist, floss or free style their way to fun.



Activities for four (4) years old (Con't)

Friday

Making Salt Dough letters and numbers

Ingredients

2-cups flour



1-cup water



1-cup salt



- Allow your child to measure the ingredients.
- Mix the ingredients in a large bowl, encourage your child to pour, stir, mix and knead.
- Roll out in a circle.
- Cut dough into strips to form letters or numbers.
- The child can form their name, house number and parents telephone number.

Physical Activity: Fill the Bucket with Water Game

- Provide your child with a cup and a bucket.
- Place the bucket six feet away from the child.
- Allow your child to fill the bucket with water.
- Ask your child how many cups filled the bucket.



4 years old

Dialing a number

- Child will write in the cell phone numbers on the small squares.
- Use this template for Wednesday's activity.



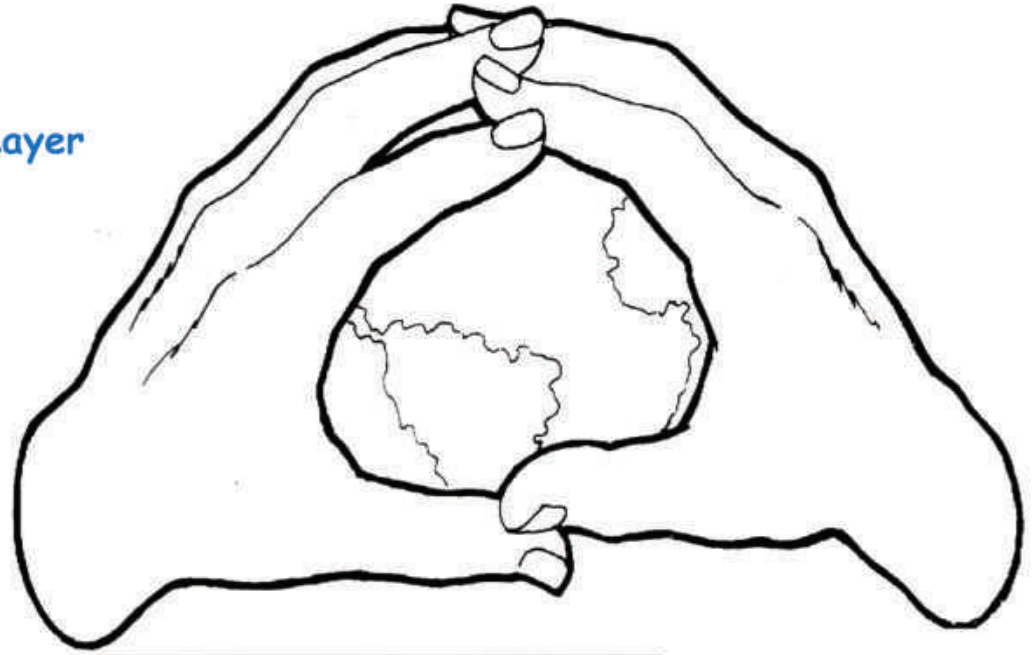
My Home

- Draw in squares and rectangles to complete the house.
- Colour the house.



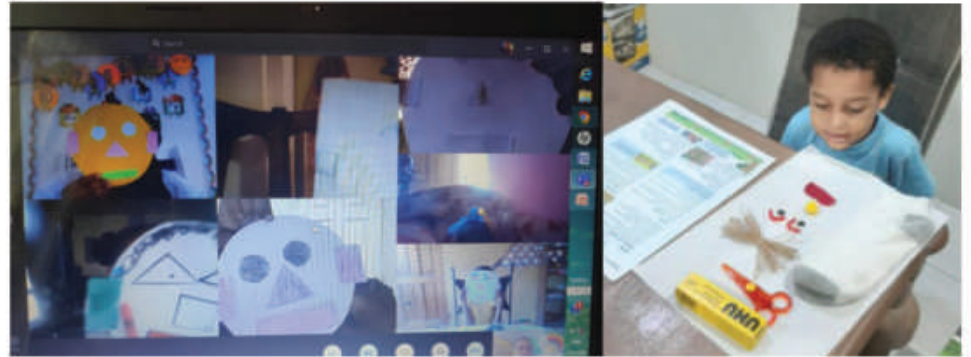
**International Day  
for the Preservation of the Ozone Layer  
September 16**

This gesture shown here indicates how we need to save the Earth. The ozone layer does this job, but many chemicals have led to huge holes in the ozone layer. To restore the ozone layer, we need to reduce our use of air conditioners and refrigerators.



**Our first week of remote learning**

Parents shared pictures of hundreds of enthusiastic and happy children during the first week of ECCE remote learning.



Government of the Republic of Trinidad and Tobago

**MINISTRY OF EDUCATION**

**Early Childhood Care and Education (ECCE) Placement**

For parents/guardians who have been unsuccessful in securing a place at an Early Childhood Care and Education (ECCE) centre, please call or email the **ECCE Division** at:

Ministry of Education  
Education Towers  
#5 St. Vincent Street,  
Port-of-Spain.

**Tel: (868) 622-2181  
ext. 1400, 1401, 2223, 2224  
Email: [ecce@moe.gov.tt](mailto:ecce@moe.gov.tt)**

