



Government of the Republic of Trinidad and Tobago

MINISTRY OF EDUCATION

ECCE Activity Pack

Week 13

The True Meaning Christmas

Christians around the world celebrate the birth of Jesus Christ every year on 25th December 2020. Others, such as, the Orthodox Christians in Russia celebrate Christmas on 7th January. Regardless of the day, the birth of Christ signals hope for all mankind on the earth.


Christians around the world celebrate as they sing Christmas Carols and hymns about Mary, Joseph and the baby Jesus in a manger. Stories are told of the wise men and the shepherds watching their flocks by night. The true meaning of Christmas is about selflessness as Christians around the world think of others and how to bring the greatest Joy to them. The spirit of Christmas is celebrated by giving of gifts as they show kindness and generosity to others.



Teaching Children Generosity: Receiving & Giving

"It's better to give than to receive" is an old adage that we've all heard. Here are some ways we can share the joys of Christmas Season throughout the year

- Collect clothing or personal items and donate them to a local shelter for the homeless
- Make favors, scrapbooks, napkin rings, or crafts for a special occasion to donate to a local children's hospital
- "Adopt" a senior citizen and help him or her with necessary chores or visit an elder care home
- Plan or cooperate with existing paper drives or other recycling endeavors
- Collect food for food drives banks
- Make greeting cards for people in hospital or other health care facilities
- Make toys, games, or crafts for a childcare centre or pediatric unit of a hospital



Activities for three (3) and four (4) year old—PART 1




Monday

Sequencing the Nativity Story

- Discussion about the Christmas story
- Create story cards
- Use pictures to create story cards for sequencing story

Physical Activity

- Guiding the Sheep to find the Shepherd
- Stick a picture of a sheep on the ball
- Draw a straight line on the ground
- Guide the sheep using a stick to find the Shepherd at the end of the line



Tuesday

Creating a Nativity Scene

- Gather recyclable materials from indoor and outdoor environment
- Using pictures, playdough or stones make characters
- Place characters in a box with grass, leaves, strips of paper
- Create the nativity scene



Physical Activity:

Star Jump

- Draw or place a large five-point star on the floor
- Number the points of the star
- Child stands in the middle of star
- Child jumps according to the number called





Activities for three (3) and four (4) year old—PART 2


Wednesday

Follow that Star

- Paint top half of a paper plate or piece of cardboard black
- Child draws three wise men at the bottom
- Attach star on the top of stick or pencil
- Make an opening in the centre, allowing the star to move from one end to the next

Physical Activity: Hide and Seek

- Hide the animal pictures around the home
- Parent counts from 1 to 10 to allow the child to find the animal



Friday

Star Cookies

- Using any cookie recipe, roll out dough then flatten
- Use cutter or stencil to cut out cookies
- Bake and decorate cookies when cooled



Thursday

The Three Wise Men

- Cover and paint three paper towel rolls
- Add facial features
- Make crown and place on head



Physical Activity: Follow that Star

- Parent attach star to a rod/stick and moves it around giving direction for child to find his/her special toy or snack

Physical Activity: Imitating Stable Animals

- Child imitates animals found in the stable
- Trot like a donkey
- Scratch like a chicken
- Chew like a cow
- Walk as slow as a sheep





Let's colour

