



Government of the Republic of Trinidad and Tobago
MINISTRY OF EDUCATION

ECCE Activity Pack

Week 10 Term 3

Preparing to Start School

Starting school can be scary and exciting at the same time for both you and your child. Effective Primary school teachers are aware that children are individuals who each start school with a wide range of skills. Parents, you do not need to drill your child with letters, numbers, and facts, before school starts. But there are some things you can do to prepare both you and your child for Primary School. Here are some ideas:



- **Send a note to the teacher if your child has allergies or special needs.** Even if you have indicated this on other forms already. It may be critical for teachers to know that your child reacts to bee stings, for example has food allergies, or has hearing or vision problems.
- **Attend a virtual visit to the school and meet the teacher.** If there is a virtual orientation to meet your child's teacher before school starts, make sure to participate. If you are unable to attend the meeting you can inform the teacher before hand and make alternative meeting arrangements.



- **Start your school routine early.** To reduce stress and get used to new routines you can adjust new bedtimes or wake up times a few weeks before school begins. Routines are comforting for adults and children. Read a soothing bedtime story every night to help your child fall asleep with comforting thoughts. Do not watch the news or violent programs in the evening.
- **Label everything.** Make sure to label backpacks, lunch boxes, that is, - everything your child takes to school. This includes him/her! It should have your child's name, address, a phone number of a parent/guardian can be reached and the name of the teacher.
- **Read books together about starting school.** You can access storybook read aloud online.
 - *Miss Bindergarten Gets Ready for Kindergarten*, Joseph Slate (Illustrated by Ashley Wolff)
 - *Seven Little Mice Go to School*, Kazuo Iwamura
 - *Pete the Cat: Rocking in My School Shoes*, Eric Litwin (Illustrated by James Dean)
 - *Mom, It's My First Day of Kindergarten*, Hyewon Yum
 - *Yoko Learns to Read*, Rosemary Wells

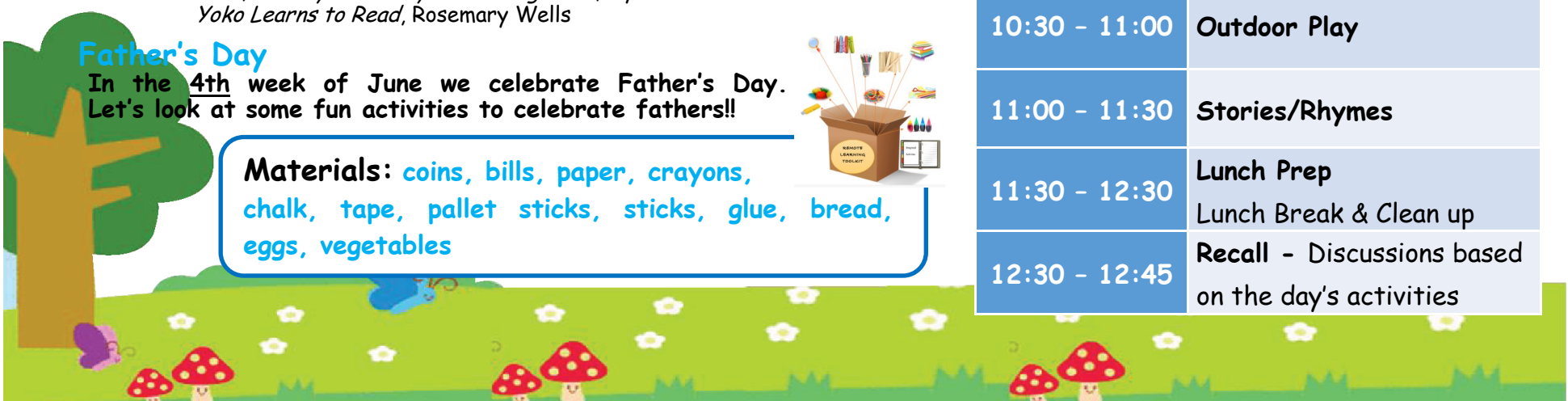
Remote Learning Daily Schedule

Time	Activity
9:00 - 9:30	Personal Awareness Preparation for the day
9:30 - 10:00	Circle Time (Online) Discussion about values: Reading stories
10:00 - 10:15	Individual Activity (Online)
10:15 - 10:30	Fruit Time
10:30 - 11:00	Outdoor Play
11:00 - 11:30	Stories/Rhymes
11:30 - 12:30	Lunch Prep Lunch Break & Clean up
12:30 - 12:45	Recall - Discussions based on the day's activities

Father's Day

In the 4th week of June we celebrate Father's Day. Let's look at some fun activities to celebrate fathers!!

Materials: coins, bills, paper, crayons, chalk, tape, pallet sticks, sticks, glue, bread, eggs, vegetables



Activities for three (3) and four (4) year olds—PART 1

Monday


Why We Work

- Discuss with your child why working is important
- Talk about your job, what you do and the importance of money made by working
- Identify the colour of \$1, \$5, \$10, \$20 and \$100 bills received as wages
- Child then list two things they enjoy because their father/mother works.
- Allow the child to draw the things their parent was able to buy after working.



Physical Activity: Money Movements

- Gather some coins (5, 10, 25 cents pieces) to represent the same amount for each action
- Demonstrate an action as seen in the picture for that number of seconds on the coins (e.g. Hold your hands over your head for 20 seconds)
- Repeat until all actions are completed



Tuesday

Our Community Workers

- Discuss community workers with the child e.g police officer, nurse, doctor, garbage collector and the work they do
- Describe/ label their work clothes or uniform.
- Child will draw a picture of their dad (mom?) to represent their favourite community worker Or
- Create a cardboard dad puppet and dress it as their favourite community worker



Wednesday

Names I call my father

- Parents will discuss with the child the different names used to call a father figure (dad, daddy, papa, father, padre, dada, pappy, pa)
- Draw or stick a picture of the father figure and write the word they use to call him



Papa

Physical Activity: Actions of a Community Helper

- Use tape or chalk to draw a ladder on the floor
- Follow the patterns to demonstrate the movements of the fire fighter



Physical Activity: Following in My Daddy's Footsteps.

- Draw four pairs of daddy's footprints
- Colour footprints in different colours
- Place in different directions on the floor
- Parent calls out direction (forward, backward, left, right)
- Child jumps into footprint according to the direction called



Activities for three (3) and four (4) year olds—PART 2

Thursday

Picture Frame Letter Fun



- Create a square picture frame using twigs, sticks or pallet sticks
- Choose one of the names the child calls his/her father
- Create it and stick it on the frame
- Decorate the frame with things he likes, as seen in the picture



Friday

Portrait of my father

- Surprise dad with a fun breakfast sandwich
- Adult can assist in cooking two sunny side up eggs
- Arrange eggs and any available vegetables and deli meat to make a sandwich



Physical Activity:

Letter fun with father figure and child

- Father figure and child will follow the letters in the picture to create the name the child calls him



Physical Activity: Follow the Community Helper



- Mark off a starting point in your living room or outdoor
- Jump off the starting point and put a piece of tape or mark with chalk where you land
- Keep trying to beat your record, moving the tape or drawing a line each time you go further
- Take turns trying to better your own distance

Weekly Web Quest

What is a WebQuest?

A WebQuest is an activity children complete using the Internet to get information on a specific topic.

Select the link <https://www.youtube.com/watch?v=eK7kM3l-91o> and listen to a story entitled "Father's Day".

Father's Day is a day to honour fathers and father figures, such as grandfathers, and uncles.

Select the link below to view the video entitled "What Daddies Like"

<https://www.youtube.com/watch?v=eap7C5cUWKc>

Following the videos allow the child to draw or create something that his daddy or father figure likes that he/she can share with him on Father's Day.



Colouring Page

I ♥ You Dad!



HAPPY FATHER'S DAY




Government of the Republic of Trinidad and Tobago
MINISTRY OF EDUCATION



Government of the Republic of Trinidad and Tobago
MINISTRY OF EDUCATION

Leading Stars ECCE
...bringing our classes closer to you!

Monday to Friday on 

9:00 am (Circle Time)
10:45 am (Story Telling)
and 12:30 pm (Recall)

www.moe.gov.tt [facebook/MoeEduTT](https://www.facebook.com/MoeEduTT) [@Ministry of Education-TT](https://www.instagram.com/MinistryofEducationTT) [@MoEduTT](https://www.twitter.com/MoEduTT) [@ministryofeducationtt](https://www.instagram.com/ministryofeducationtt)

From Monday to Sunday
at 8:00 a.m. & 2:00 p.m.

Digital Channel 4
& On Demand / Education folder.
Flow Digital 104 & Analog 4
Amplia Channel 104
Green Dot on Channel 4



in collaboration with



SESAME WORKSHOP