



ECCE Activity Pack

Week 10 Term 1

Relevance of Traditional Games

Traditional children's games (also called folk games) are those that are played informally with minimal equipment from which children learn, by example, from other children, and which can be played without reference to written rules. These games are naturally multi-modal and multi-sensory, and catering to more than one skillset. Being an integral part of every culture and having been around for centuries, folk games do not require any expensive props and almost everyone can play them regardless of age or gender. These games have a way of seamlessly aiding in physical growth and development, social, emotional as well as sensory motor development, communication skills, problem-solving capabilities, skills for building understanding and processing concepts. Additional skills include executive functions, perceptual readiness for learning, listening, reading and writing as well as several other life skills, such as social skills.



Traditional children's games do not include commercial products such as board games, but include games that may require props, for example hopscotch or marbles. Traditional games have also evolved over time into new versions.

Remote Learning

Time	Activity
9:00 - 9:30	Personal Awareness Preparation for the day
9:30 - 10:00	Circle Time (Online) Discussion about values: Reading stories
10:00 - 10:15	Individual Activity (Online)
10:15 - 10:30	Fruit Time
10:30 - 11:00	Outdoor Play
11:00 - 11:30	Stories/Rhymes
11:30 - 12:30	Lunch Prep Lunch Break & Clean up
12:30 - 12:45	Recall - Discussions based on the day's activities

WEEKLY FOCUS

Learning Outcomes

Children will be given opportunities to:

- Build vocabulary and extend language
- Learn Mathematical concepts by counting, measuring, identifying shapes, sequencing, sorting and following directions
- Develop fine motor skills (sticking, colouring, painting, cutting, sticking, moulding) and gross motor skills (running, hopping, jumping, stretching, dancing)
- Develop positive relationships, show empathy towards others, manage emotions, use self-control, resolve conflicts, and make positive decisions



Materials: phone, paper, crayons, marbles, glue, markers, paint, blindfold



Activities for three (3) and four (4) year old—PART 1

Monday Interview on Traditional Games



- Using pictures or a video introduce the traditional game of marble pitch
- Encourage the child to ask/interview an elderly family member about their childhood and the games he/she played

Physical Activity




Marble Pitch

- Draw a ring on the ground outdoor
- Place five to ten marbles in the centre of the ring
- The child will kneel outside the ring and flick a shooter marble out of his/her fist with his/her thumb, trying to hit as many marbles out of the ring
- If the child knock any marbles out of the ring, he/she keeps them and have another turn



Tuesday My Book of Traditional Games



- Engage the child in a discussion based on the previous day's interview activity
- Allow the child to draw or cut out pictures of traditional games (cricket, marble pitch, hopscotch, jump rope) from the interview

- Use the pictures and drawings to make a book to share with relatives

Physical Activity



In the River on the Bank



- Draw a line on the floor
- An adult/older sibling will call out the instructions: "In the River" or "On the Bank"
- The child will jump in front of the line or jump back behind it when the instructions are called
- The child must jump with both feet at the same time and land without falling

Wednesday Simon Says Costume Prop

- Use an old hat or create one using recycled materials
- Simon, the leader, will wear the hat to call out instructions
- Simon will stand in front of the group and tell players what they must do
- The players must only obey commands that begin with the words "Simon Says"



Physical Activity




Blind Man Bluff

- This game is a variation of the game Tag
- Play this in an area safe from obstructions and other hazards
- The person who is "it" wears a blindfold and tries to tag the other players



Activities for three (3) and four (4) year old—PART 2

Thursday Pictionary




- An adult or older sibling will begin the game by drawing parts of an image from one of the categories: **fruits, animals, things**
- The person drawing must give hints/clues to the child and allow him/her to guess what is being drawn
- If the child guesses correctly, he/she will then get a turn to draw a picture

Friday

Let us Make Sucker-Bags



- Use the ingredients to make this traditional homemade frozen snack
- Pour the mixed drink into small transparent plastic bags, tying the bags to seal, and freeze
- Consume by sucking through a small hole bitten in one corner of the bag



Physical Activity

Mother May I



-This game is set up in the same way as **Red Light Green Light**

- One person in the group asks the leader, "Mother, may I take steps forward?"
- The person at the front then says, "yes, you may" or "no, you may not"

- Request can vary by including options such as taking baby steps, spinning steps, leaps or whatever strikes your fancy

Physical Activity

Shopping for Statues

- One player is picked to be the **Buyer** and one to be the **Seller**
- All other players are statues
- The Seller calls out "GO!" and all statues must spin and twirl and dance and make crazy gestures until the Seller calls out "Freeze!"
- The statues must freeze and hold that position
- The Seller then chooses one statue for the Buyer
- That player then becomes the Seller and is allowed to choose any other player to be the Buyer for the next round

Benefits to MUSICAL STATUES

- concentration skills
- gross motor exercise
- spacial awareness
- self control
- any age can play
- socially inclusive for non verbal students
- stress release



ECCE RESOURCES

For All ECCE Activity Packs <https://www.moe.gov.tt/ecce-activity-packs-2/> they are free to download and print anytime at your convenience

YouTube link for radio programming <https://bit.ly/3Bxz2WO>

Government of the Republic of Trinidad and Tobago
MINISTRY OF EDUCATION

Leading Stars ECCE
...bringing our classes closer to you

Circle Time | Story Telling | Recall

Visit our **YouTube Channel**
@Ministry of Education-TT

Playlist:
ECCE Leading Stars Radio Programme
ECCE WebQuest

www.moe.gov.tt | facebook/MoeEduTT | @Ministry of Education-TT | @MoEduTT | @ministryofeducationtt

Government of the Republic of Trinidad and Tobago
MINISTRY OF EDUCATION

Leading Stars ECCE
...bringing our classes closer to you

Monday to Friday on **91.1 Talk City**

9:00am (Circle Time)
10:45am (Story Telling)
and 12:30 (Recall)

WE'RE BACK!

www.moe.gov.tt | facebook/MoeEduTT | @Ministry of Education-TT | @MoEduTT | @ministryofeducationtt

Colouring Page

