



Government of the Republic of Trinidad and Tobago

# MINISTRY OF EDUCATION

## ECCE Activity Pack

### Welcome to Term 3!

Welcome to Term 3. We would like to welcome back our new and returning subscribers to our newsletter.

This term continues to be packed with fun filled activities as well as a number of exciting events. We will continue to provide activities and experiences for the child's complete development as well as the enhancement of children's literacy and numeracy skills. We will also be extending children's knowledge of letters and the sounds that they make. Children will be provided with experiences that develop their skills in recognising different phonemes (sounds)



in words and exploring rhyming words. While in numeracy, the focus will be on extending children's knowledge and understanding of shapes, numbers and measuring through hands on games and activities. These will all assist in the transition process.

Transition can be seen as an ongoing process that has a number of steps and can be made more successful when the adults in children's lives recognize its importance and plan for it thoughtfully and carefully. Moving from a known, comfortable environment to one that is different and unfamiliar is challenging, especially if careful attention is not given to the transition. In addition, the more different the settings are the more difficult that transition may be. Therefore, a positive school entry increases the chance for a successful school experience. A well-planned transition benefits children, families, teachers, and builds trust and relationships for the whole school community.

With this in mind, this term we will be focusing on transitioning that prepares the child for successful interaction with their peers, families and teachers.

**Materials:** paper, glue, popsicle sticks, cup, Bristol board/cardboard, crayons, pencils, scissors, chairs, cloth, bread, vegetables, cheese, deli meats/vegetarian meats



### Week 1 Term 3 Preparation for Transition



### Remote Learning Daily Schedule

| Time           | Activity   |
|----------------|--|
| 9:00 - 9:30    | <b>Personal Awareness</b><br>Preparation for the day                       |
| 9:30 - 10:00   | <b>Circle Time (Online)</b><br>Discussion about values:<br>reading stories |
| 10:00 - 10:15  | <b>Individual Activity (Online)</b>  |
| 10:15 - 10:30  | <b>Fruit Time</b>  |
| 10:30 - 11:00  | <b>Outdoor Play</b>  |
| 11:00 - 11:30  | <b>Stories/Rhymes</b>  |
| 11:30 - 12:30  | <b>Lunch Prep</b><br>Lunch Break & Clean up                                |
| 12:30 - 1 2:45 | <b>Recall</b> - Discussions based<br>on the day's activities               |

## Activities for three (3) and four (4) year olds—PART 1

### Monday

#### Story Sequence

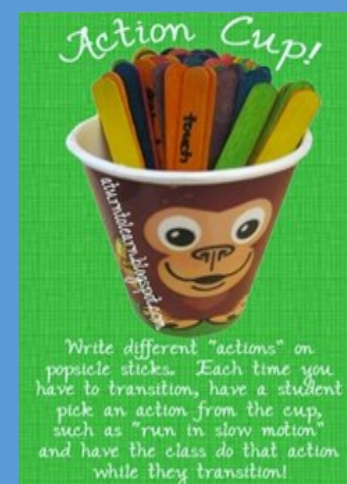
- Adult will read the story entitled "My First Day At School" to the child
- Using the pictures, sequence the order of the routines in the story



#### Physical Activity:

##### Action Cup

- Using the child's favourite cup write and stick the words Action Cup on it
- Child will stick pictures of routines on Popsicle sticks
- Child will choose a Popsicle stick and demonstrate the action



### Tuesday

#### Creating my schedule on a clock

- Children will draw pictures of their daily remote learning schedule (three-year-olds will stick pictures)
- Allow the child to follow the picture to create his/her own daily schedule clock
- *Children's activities would involve children's preparation for the day, circle time, individual activity, fruit time, outdoor play, stories and rhymes, lunch break and clean-up and recall*



#### Physical Activity: Do you know what time it is?

- Sing the song, Do you know what time it is? (to the tune of the Muffin Man)
- Using the schedule clock, the child created, spin the hand and have the child do the action the hand lands on

##### Do You Know What Time it Is?

Tune: Muffin Man

Do you know what time it is?  
What time it is? What time it is?  
Do you know what time it is?  
It's \_\_\_\_\_ o'clock in the (morning, afternoon, evening).

#### We're Putting Our Toys Away

Tune: The Farmer in the Dell

We're putting our toys away.  
We hope it won't take all day.  
To have more fun, we'll get it all done,  
We're putting our toys away!

#### Tidy Up

Tune: Jingle Bells

Tidy up, tidy up, put the toys away.  
Tidy up, tidy up, we're finished for today.  
Tidy up, tidy up, put the toys away.  
For we'll get them out again the next time that we play!



### Wednesday

#### My personal routine

- Child will cut out the pictures and sort them in the order of their daily routines
- Four-year-olds can number the pictures and place in order



#### Physical Activity: Clean up!

- As part of the child's daily routine encourage the child to pack up, singing the song in the picture provided



## Activities for three (3) and four (4) year olds—PART 2

### Thursday

#### Dramatising a bus ride


- Place chairs in a similar order like a bus
- Use strips of cloth to make seat belts on the chair
- Child will enter the bus and put on his/her seat belt
- Adult will pretend to drive the child to school
- Discuss what will be seen as they drive through the community



### Friday

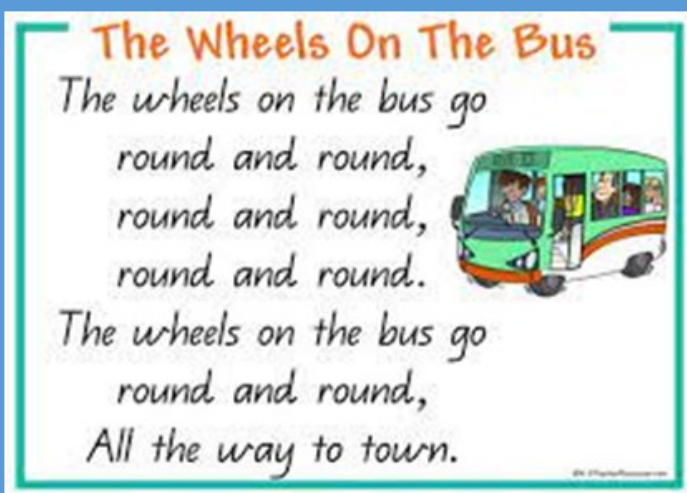
#### Making a Sandwich

- The child can create any of the sandwiches seen in the pictures



#### Physical Activity: Wheels on the Bus

- Follow the song as seen in the picture and do the actions



#### Physical Activity:

- Using the words in the song, the child will sing and demonstrate the actions

#### This is the Way I Move!

Tune: Mulberry Bush

This is the way I touch my nose, touch my nose, touch my  
 This is the way I touch my nose, when I'm at school!

#### Variations:

- jump up and down
- spin around
- hop in the air
- stretch up high
- bend to the floor
- balance on one foot
- spin in a circle



### Weekly Web Quest What is a WebQuest?

A WebQuest is an activity children complete using the Internet to get information on a specific topic. Select the link below to learn about the new theme **Moving Up and Moving on /Transition**. Transition is a process of change, moving from one phase or place to another.

[https://www.youtube.com/watch?v=mKu4Hirnxlw&list=PL-i6gLMTXsbykTbfkUY-HspLwT\\_H\\_WNbg&index=28](https://www.youtube.com/watch?v=mKu4Hirnxlw&list=PL-i6gLMTXsbykTbfkUY-HspLwT_H_WNbg&index=28)


Select the link below and listen to the story entitled "The Kissing Hand"

<https://www.youtube.com/watch?v=02g8HCPnoE4>

Following the video allow the child to create the following activity:

Cut out a heart and stick a picture of the child and his/her parent(s) in the middle.

The child can keep this with them as a keepsake to remind them that mom / dad is always there.



**Colouring Page**



**Help Penny get her backpack ready for school!**



Colour the items Penny will need for school



Government of the Republic of Trinidad and Tobago  
**MINISTRY OF EDUCATION**



Government of the Republic of Trinidad and Tobago  
**MINISTRY OF EDUCATION**

From Monday to Sunday  
at 8:00 a.m. & 2:00 p.m.

Digicel Channel 4  
& On Demand / Education folder.  
Flow Digital 104 & Analog 4  
Amplia Channel 104  
Green Dot on Channel 4



in collaboration with



**SESAME WORKSHOP**

**Leading Stars ECCE**  
...bringing our classes closer to you!

Monday to Friday on



9:00 am (Circle Time)  
10:45 am (Story Telling)  
and 12:30 pm (Recall)