



Government of the Republic of Trinidad and Tobago

# MINISTRY OF EDUCATION

## ECCE Activity Pack

Week 8 Term 1

### Helpful Strategies for Teaching Children How to Play Board Games

Children enjoy playing board games—they have fun! In addition to the fun factor, board games can be a great interactive learning tool. When children play board games they learn valuable skills such as, taking turns and being a good sport! They can also learn the basic concepts of socialising as they practise good listening skills, follow directions, and respond appropriately. Specifically, many educational board games target answering “WH” questions (i.e. what, when, why), categorisation, colour identification, provision of information, sentence repetition, counting, description, grammar/syntax, increasing sentence length, and letter recognition. Additionally, children are provided with many opportunities to develop fine-motor control as they manipulate and move game board pieces.



### WEEKLY FOCUS

#### Learning Outcomes

##### Children will:

- Develop **fine** (small muscles) **motor skills** and **hand-eye co-ordination** by cutting, sticking, drawing, colouring and playing board games.
- Develop **gross** (large muscles) **motor skills** by jumping, hopping, balancing, batting, running and walking.
- Develop **thinking skills** as they sequence stories, create patterns, create their own stories and play guessing games.
- Develop a sense of **self worth/self confidence**; taking pride in their work/effort.



**Materials:** Paper, Bristol board, markers, small ball, large ball, used magazines/newspaper, plastic cups, straws, bat, balloons, spoon, gelatin (e.g. Jello)



#### Remote Learning

Time	Activity
9:00 – 9:30	Personal Awareness Preparation for the day
9:30 – 10:00	Circle Time (Online) Discussion about values: Reading stories
10:00 – 10:15	Individual Activity (Online)
10:15 – 10:30	Fruit Time
10:30 – 11:00	Outdoor Play
11:00 – 11:30	Stories/Rhymes
11:30 – 12:30	Lunch Prep Lunch Break & Clean up
12:30 – 12:45	Recall – Discussions based on the day's activities



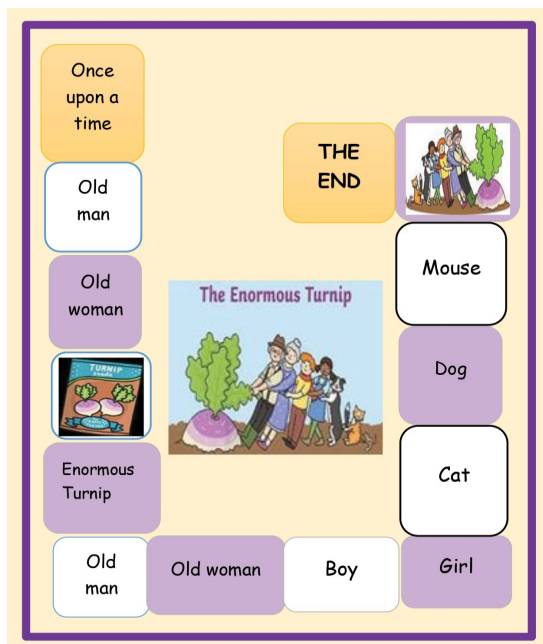
Learning through Play



## Activities for three (3) and four (4) year old—PART 1

### Monday Story Sequence

- An adult reads the story of the enormous turnip
- Encourage the child to draw or cut out images of the characters
- Show the child the game and as the story is read, ask the child, "What comes next?"
- The child will place the images in the space and read their story using the sequenced pictures




### Physical Activity

#### Cross the Crocodile Creek

- Place leaves, paper and draw logs in a space outdoor
- Add different colour shapes and numbers on the items (leaves, paper, logs)
- Adult will name a shape/colour/number
- Child will attempt to reach the shape/colour/number as they cross the crocodile creek



### Tuesday What Comes Next?



- Gather some household objects (cups, plates, pencils, crayons or other items)
- Show the child the circle, square pattern (see picture)
- Encourage the child to guess, "What comes next?"
- Allow the child to create a pattern using household items
- Try making different patterns with these items

### Physical Activity

#### Cup Race

- Encourage the child to blow through a straw to move a plastic cup on a table or counter top
- Adults and siblings can join in on the fun and make it a race



### Wednesday Guess the Sound Name

- Locate items in the house that has a distinct sound (water running from the tap, phone ringing, cutlery, keys jingling, squeaky toys, fans humming, kettle whistling)
- Blindfold or have the child turn away from the items
- Pick an item and make a sound with it. If the child guesses it correctly he/she gets a sticker
- Teachers can make the sounds online and allow the child to guess the object



### Physical Activity

#### Balance the balloon



- Fill a small balloon with water and place it on a spoon (use wooden spoon if available)
- Encourage the child to walk or run from one point to the next while trying to keep the balloon on the spoon





## Activities for three (3) and four (4) year old—PART 2

### Thursday

#### Treasure Hunt Storytelling

- Gather a few items in the home (toy car, doll, ball, stuffed toys etc.)
- Use the items to create a story
- The child can share his/her story with family members or friends

#### Tommy the Toy Car goes to Toyland

One day Tommy wanted to go on an adventure. He met his friends Teddy the bear and Raggedy Ann...



#### Physical Activity

#### Target Golf

- Using a cardboard box, cut out five spaces as seen in the picture
- Use small balls or crumple paper to make balls
- Child can call out a colour or number, then use a broom handle or a bat to hit the ball into the space



### Friday

#### Jello Jigglers

- Follow the instructions on the box to make a gelatin (Jello) snack
- Fruits can be added if available
- Cut into small pieces after three hours and enjoy



#### Physical Activity

#### Penguin Waddle


- Place a balloon or ball between the child's knees and have him/her waddle across the room without dropping it
- If it drops, the child goes back to the start



### ECCE RESOURCES


For All ECCE Activity Packs <https://www.moe.gov.tt/ecce-activity-packs-2/> they are free to download and print anytime at your convenience

YouTube link for radio programming <https://bit.ly/3Bxz2WO>





Colouring Page



# SNAKES AND LADDERS

