



ECCE Activity Pack

The Elf On The Shelf

Week 14 Term 1

What is the Elf on the Shelf story?

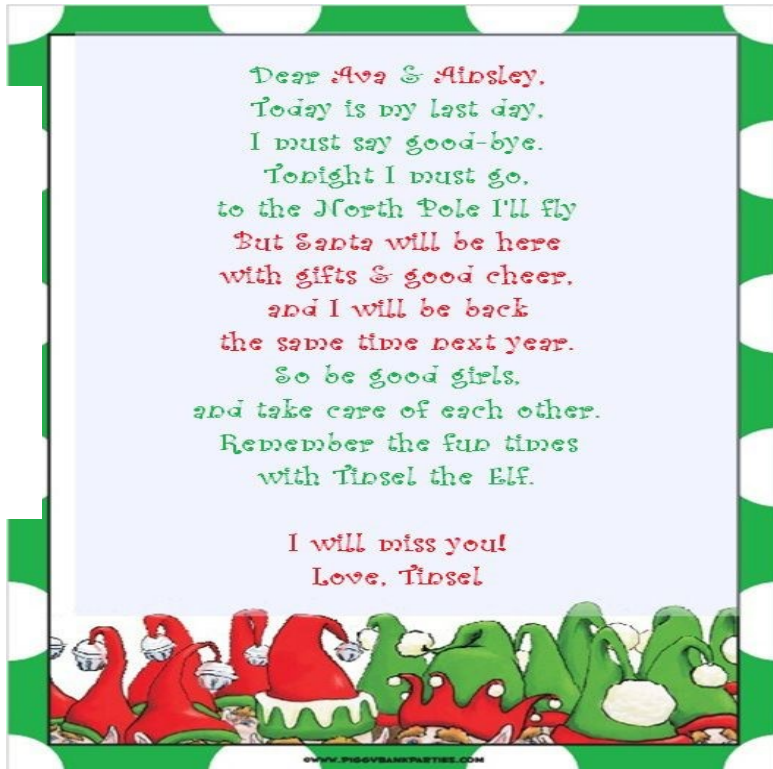
Parents tell children that Santa's 'scout elves' are coming over from the North Pole and one 'adopted' elf will visit their homes to watch over them and see whether they're good or bad over the festive period.

At the end of every day, the elf returns to the North Pole to tell Santa about what happens. The elf will return to the home of its adopted family, before they wake, and hides, in order to play an ongoing game of hide and seek with them.



What are the Rules for Elf on the Shelf?

Children are told that the elves get their magic when they are adopted and named, and that is how they are able to travel back and forth. However, if they are touched, they will lose their magic, that is, the children cannot move them once they're found.



Remote Learning

WEEKLY FOCUS

Learning Outcomes
The children will be given an opportunity to:

- Learn new vocabulary and extend language
- Identify letters, numbers, shapes and colours
- Display an interest in stories and music from various cultures
- Develop creativity, concentration, self-discipline and hand/eye coordination



Time	Activity
9:00 - 9:30	Personal Awareness Preparation for the day
9:30 - 10:00	Circle Time (Online) Discussion about values: Reading stories
10:00 - 10:15	Individual Activity (Online)
10:15 - 10:30	Fruit Time
10:30 - 11:00	Outdoor Play
11:00 - 11:30	Stories/Rhymes
11:30 - 12:30	Lunch Prep Lunch Break & Clean up
12:30 - 12:45	Recall - Discussions based on the day's activities

Materials: Paper, cardboard, Christmas decorations, plastic bottles, buttons/ paper clips, cupcakes



Activities for three (3) and four (4) year old—PART 1

Monday Christmas Symbols



- Show the child pictures of Christmas symbols or decorations
- Engage in discussion about each
- The child can cut out pictures of each and stick onto a mini clothes pin or tie with string to make decorations



Christmas Scavenger Hunt



- Teacher/Parent will call one item at a time and give the child a time limit to look for the item called

- * Christmas tree
- * Christmas baubles
- * candy cane
- * Santa
- * Christmas lights
- * reindeer
- * Santa's Helper
- * wreath
- * Christmas stocking



Tuesday Giant Gingerbread Man



- Stick a large piece of cardboard/ brown paper on the floor
- Parent will trace the outline of the child
- The child will use a variety of craft material to transform the outline into a giant gingerbread man



Gingerbread Man Race

- Draw and cut out ten small ginger bread men on cardboard
- Parent use the phrase "Run, run as fast as you can. You can't catch me. I'm the gingerbread man"
- Instruct the child to run across the room, grab a gingerbread man and take it back to the other side. Continue doing this until there are no more gingerbread men in the pile
- The child will count how many gingerbread men were caught



Wednesday Parang Maracas

In Trinidad, Parang songs are sung during the Christmas season. Songs are accompanied by traditional musical instruments such as the maracas (chac-chac), cuatro, wood block (toc-toc), box bass (string bass) etc.



- Engage in discussion about parang music and the instruments used around Christmas time

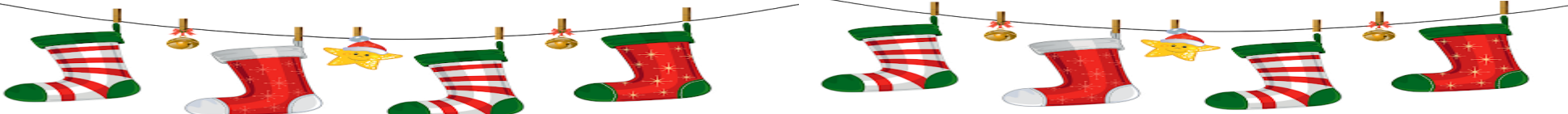
- Using a plastic bottle, pour any material that will make a sound when shaken e.g. pebbles

- Insert a stick inside the bottle to ensure the materials are secure
- Decorate the bottle and enjoy playing your maracas



Christmas Yoga

- The child can demonstrate his/her version of each movement



Activities for three (3) and four (4) year old—PART 2

Thursday Party Mix Snack


- In a large bowl, combine the first four ingredients; set aside
- In a microwave-safe bowl, heat chocolate chips and oil for 1 minute
- Pour over cereal mixture and mix well
- Spread onto a waxed paper-lined baking sheet
- Cool; break apart and enjoy

Ingredients

- 1 cup Cheerios cereal
- $\frac{1}{4}$ cup peanuts
- $\frac{1}{4}$ chocolate candies (M&M's)
- $\frac{1}{2}$ cup mini pretzels
- 3 ounces white or milk chocolate
- 1 tsp. cooking oil



Friday Virtual Christmas Party/Treats



Choose one big activity that spans the party or a couple small things you can all do at the same time.

- **Play guessing games:** Ask children to answer by using the raise hand icon
- **Christmas Concert:** Allow children to choose an item to perform (poem, rhyme, Christmas skit, Christmas Carol, play a musical instrument)
- **Eat cake together:** Ask parents to make or buy a cupcake so it seems like all the children are eating the same

type of cake

- **Open presents on camera:** Ask parents to wrap a gift in advance. Children will open the gift in front of the whole group



Pin the Nose on the Reindeer

- Create a reindeer face (as seen in the picture)
- Cut out red circles for the nose
- Write each family member name on a nose
- Blindfold and allow everyone to take turns trying to place the nose in the right position



Christmas Dance Party

- Create a playlist of children's favourite songs and have all the children dance to it at the same time



ECCE RESOURCES

For All ECCE Activity Packs <https://www.moe.gov.tt/ecce-activity-packs-2/> they are free to download and print anytime at your convenience

YouTube link for radio programming <https://bit.ly/3Bxz2WO>

Government of the Republic of Trinidad and Tobago
MINISTRY OF EDUCATION

Leading Stars ECCE
...bringing our classes closer to you!

Circle Time | Story Telling | Recall

Visit our **YouTube Channel**
@Ministry of Education-TT

Playlist:
ECCE Leading Stars Radio Programme
ECCE WebQuest

www.moe.gov.tt | [facebook/MoeEduTT](https://facebook.com/MoeEduTT) | [@MinistryofEducationTT](https://twitter.com/MinistryofEducationTT) | [@MinistryofEducationTT](https://instagram.com/MinistryofEducationTT)

Government of the Republic of Trinidad and Tobago
MINISTRY OF EDUCATION

Leading Stars ECCE
...bringing our classes closer to you!

Monday to Friday on **91.1 Talk City**

9:00am (Circle Time)
10:45am (Story Telling)
and 12:30 (Recall)

WE'RE BACK!

www.moe.gov.tt | [facebook/MoeEduTT](https://facebook.com/MoeEduTT) | [@MinistryofEducationTT](https://twitter.com/MinistryofEducationTT) | [@MinistryofEducationTT](https://instagram.com/MinistryofEducationTT)



Colouring Page

