



ECCE Activity Pack

Week 7 Term 2

Celebrating Valentine's Day and Random Acts of Kindness at Home

Valentine's Day provides a wonderful opportunity for us to stop and think about the ways we talk about and express love to our families on a daily basis. Simple, everyday acts can go a long way towards strengthening family bonds and making lifelong memories.

It is important to reiterate the true meaning of the day to children, that is, being kind to one another and celebrating each individual for who they are, despite our differences. This will not only ensure they have a happy day, but also continue to inspire their own self-confidence and self-love, which is vital to their personal growth.

Children will:

- Develop mathematical skills as they count, sort (colours, shapes), measure and recognise patterns.
- Build vocabulary and extend language to include new words such as - Valentine, Carnival, kindness- Develop fine and gross motor skills when integrating movements
- Build awareness of various ways in which people can show love, acts of kindness and contribute to preserving the environment.

Materials: paper, string, cloth, glue, markers, crayons, recyclables



Easy everyday random acts of kindness to show love

Discuss What Love Means to Your Family

Valentine's Day is the perfect time to talk with your child about the meaning of love in your family and all of the special ways that you show your love for each other.

Spread the Love

Find ways to share the love with people who need it. Have your child make extra Valentines craft and decide who to give them to. Talk about the importance of everyday kindness towards others.

Remote Learning

Time	Activity
9:00 - 9:30	Personal Awareness Preparation for the day 
9:30 - 10:00	Circle Time (Online) Discussion about values: Reading stories 
10:00 - 10:15	Individual Activity (Online) 
10:15 - 10:30	Fruit Time 
10:30 - 11:00	Outdoor Play 
11:00 - 11:30	Stories / Rhymes 
11:30 - 12:30	Lunch Break & Clean up 
12:30 - 12:45	Recall - Discussion based on the day's activities 



Activities for three (3) and four (4) year old—PART 1



What is a WebQuest?

A WebQuest is an activity children complete using the Internet to get information on a specific topic.

Topic –Celebrating Valentine's Day and Random Acts of Kindness at Home

St Valentine's Day better known as Valentine's Day is an annual festival to celebrate love, friendship, and admiration. Every year on 14 February people celebrate this day by sending messages of love and affection to loved ones, family, and friends.

Select the link below to learn ways we can show love not only on Valentine's Day https://youtu.be/IK5eN_0xkxE

Select the link below to listen to a story entitled "Be Kind" <https://www.youtube.com/watch?v=t6NUJ2JZz50>

Select the link below to listen to a story entitled "Color Your World With Kindness" https://www.youtube.com/watch?v=mdA2sByFX1I&list=RDET4B3UfWrYY&start_radio=1

Monday



Valentine's Day Banner Activity


- Cut out paper to create a banner as seen in the picture
- Allow the child to attach the letters for the word 'valentine', or write the word onto the banner
- Attach the banner to a string and place in a suitable area
- Encourage the child to identify in sequence the letters placed on the banner



Hidden Hearts Hunt



- Parents can hide different coloured hearts indoor or outdoor
- Encourage the child to use a bowl/bag/ basket and go on a hunt to find the hidden hearts
- The child will count the number of each coloured heart found and place in a group (5 red, 2, pink, 1 white etc).



INTRODUCTION TO CARNIVAL



Tuesday



Creating a Carnival Booklet

- Engage in a discussion on Carnival (What is carnival, where it is celebrated, when it is celebrated and some aspects of carnival)
- Encourage the child to find and cut out pictures from the newspaper of calypsonians/Soca artiste, traditional masqueraders, and a steelpan band
- The child will use the pictures to create a Carnival booklet
- An adult will assist in helping the child label the pictures



Flag Party

- Create flags of different colours using any available material (cloth, paper, construction paper attached to sticks)
- Assign a movement to each coloured flag (red- jump and wave, blue- chip and wave, yellow- heal and toe dance and wave, green- chip backwards and wave)
- Call out a colour, and encourage the child to pick up that coloured flag and demonstrate the movement (Calypso music can be played)



Activities for three (3) and four (4) year old—PART 2

Wednesday

Moko Jumbie String Puppet

- Find pictures and engage in discussion about the Moko Jumbie
- The child can make a Moko Jumbie puppet as seen in the picture using recycled materials (popsicle sticks for the handle, string, ribbon or fabric, bottle caps, yogurt container, buttons, beads)
- A girl puppet can be made by adding a fancy hat made with flowers or glitter and fabric to create a dress
- Use the handle and string to manipulate the Moko Jumbie Puppet movements



Mini Moko Jumbie Stilts

- An adult can create two mini stilts using wooden blocks
- Drill two holes and string a soft material through the holes for the child to hold
- The child can walk like a Moko Jumbie as seen in the picture



Friday

My Helping Hands Mask Face

- Engage in a discussion on what hands can do (help others, draw, write etc.)
- The child will trace both hands on a piece of paper/ cardboard
- Stick or staple the hands together, fingers facing out
- An adult can help by cutting two holes for the eyes
- The child will decorate it and attach a stick to make a mask face



Valentines Popcorn


- 8 cups of popped popcorn
- 2 cups of white chocolate candy melts or sugar syrup
- Sprinkles and chocolate candies



- Pop the popcorn and melt the chocolate candy or make sugar syrup
- Add the melted chocolate or sugar syrup to the popcorn a little at a time
- Add the sprinkles and chocolate candies
- Pour the mixture onto wax paper, cool and enjoy

Under the Sea Movements

- Cut out the cards and turn picture side down
- Allow the child to choose a card, turn it over and imitate the movement of the sea creature




Limbo Dance

- Engage in discussion about limbo and look for pictures or videos of limbo dancers
- Set up a limbo area at home and encourage the child to pass under the limbo bar without touching it
- Gradually lower the bar each time the child passes under



Colouring Page



Happy Valentine's Day



Happy Valentine's Day

