



ECCE Activity Pack

Week 3 Term 2

What Is Deforestation?

Deforestation is the clearing, destroying, or otherwise removal of trees through deliberate, natural, or accidental means.

The loss of trees and other vegetation can cause climate change, desertification, soil erosion, fewer crops, flooding, increased greenhouse gases in the atmosphere, and many problems for indigenous peoples whose communities are located within these forests.



Environmental Effects of Deforestation

Soil Erosion and Flooding

Further effects of deforestation include soil erosion and coastal flooding. Trees help the land to retain water and topsoil, which provides the rich nutrients to sustain additional forest life.



Loss of Habitat

One of the most impactful effect of deforestation is the loss of animal and plant species due to the reduction or loss of their habitat.

The trees of the rainforest provide shelter for some animal species and it also becomes a canopy that regulates temperature in the forest. Deforestation has led to higher than normal temperature variations from day to night, much like a desert, which could prove detrimental to many of its inhabitants.

Increased Greenhouse Gases

In addition to the loss or reduction of habitat, there are fewer trees to 'filter' the air and produce oxygen, which leads to greater amounts of greenhouse gases in the atmosphere.

Water in the Atmosphere

Trees also aid in controlling the level of water in the atmosphere by helping to regulate the water cycle. In deforested areas there is less water in the air to be returned to the soil. This then causes dryer soil and difficulties in growing crops.

Remote Learning

Time	Activity
9:00 – 9:30	Personal Awareness Preparation for the day
9:30 – 10:00	Circle Time (Online) Discussion about values: Reading stories
10:00 – 10:15	Individual Activity (Online)
10:15 – 10:30	Fruit Time
10:30 – 11:00	Outdoor Play
11:00 – 11:30	Stories / Rhymes
11:30 – 12:30	Lunch Break & Clean up
12:30 – 12:45	Recall – Discussion based on the day's activities

- Build vocabulary and extend language to include words such as 'deforestation' 'environment'

- Develop mathematical and thinking skills to compare, count, measure, sort and recognise patterns

- Develop fine and gross motors skills when integrating movement and manipulating materials during the activities

- Develop ways to care for, protect and preserve the environment

Materials: tree branch, pictures, paper, string, paper towel rolls, plastic bottles, soil, plant or fruit tree



Activities for three (3) and four (4) year old—PART 1



What is a WebQuest?

A WebQuest is an activity children complete using the Internet to get information on a specific topic.

Topic - Deforestation

Deforestation is the clearing or cutting down of forests over large areas for human activities.


Following the video discuss with the child some problems caused by deforestation and come up with ideas of what can be done to reverse the impact of deforestation.

Select the link below to listen to a rhyme about trees https://www.youtube.com/watch?v=z9aJpn9x8_w

Following the video allow the child to plant a bean or some other plant/tree.

Select the link below to learn more about **deforestation**.

<https://youtu.be/jM-t74dSwWo>



Monday All About Deforestation




- Using pictures, videos or a story discuss the importance of trees and what is deforestation
- An adult will explain the consequences of the removal of trees to the environment
- Allow the child to find and cut out pictures from magazines and newspapers or draw plants, trees and animals that live in forested areas
- Using a small tree branch or clothes hanger, tie strings and attach the pictures to create a mobile
- Encourage the child to use the mobile to explain deforestation to his/her family

Tree Bowling

- Make five trees as seen in the picture
- Place the trees a short distance away from the child and allow him/her to roll a ball to knock the trees down
- The child will count the number of trees that fell and are standing
- Continue playing until all the trees are down



Tuesday Deforestation Investigation



Deforestation is a major cause of **soil erosion**. Trees and their roots provide the soil with an anchor, as well as shelter from the wind and rain.



- Set up an experiment as seen in the picture
- Allow the child to pour water into each soil bottle and observe what happens
- An adult will explain that water, such as rainfall washes away the loose topsoil causing the soil to be weak and not appropriate for bearing food crops, this is called weathering and soil erosion
- Engage the child in discussion:
- * What do you think can be done to prevent the soil from washing off

* What can you do to help stop soil erosion

Forest Trail Fun



- Create a forest trail outdoor as seen in the picture
- Encourage the child to move through the trail demonstrating each action (hop, spin, jump, roar and stomp)



Activities for three (3) and four (4) year old—PART 2

Wednesday Tree Scavenger Hunt




- Take a walk outdoor or in a park, observe the trees, leaves, birds and animals in and around the trees
- Encourage the child to complete the following:
Find: a branch, a piece of bark, a leaf
Draw: a tree, something that grows on a tree
Do: a bark rubbing (place paper on tree bark and use the side of a crayon to make a rubbing)

TREE SCAVENGER HUNT

Branch	
Piece of bark	Leaf
Draw a tree	Draw something that grows on trees
	Bark rubbing

Rainforest Animals Movement



- Encourage the child to demonstrate each movement
- Try another movement not seen here

Thursday

Planting a Family Fruit Tree

- The child and his/her family can choose a fruit tree and space to plant it
- If no outdoor space is available, it can be planted in a container / plant pot
- Give the tree a name and create a tag for it
- Take a family photo with the tree



Friday

Tropical Fruit Trees

- Using any available fruits, encourage the child to create a tree
- The child can identify the name, shape, colour and number of fruits used
- Enjoy during fruit time



Branch Balance

- On the ground draw a large tree branch with smaller connected branches
- Encourage the child to move on the branches without falling off
- The child can walk, crawl or hop

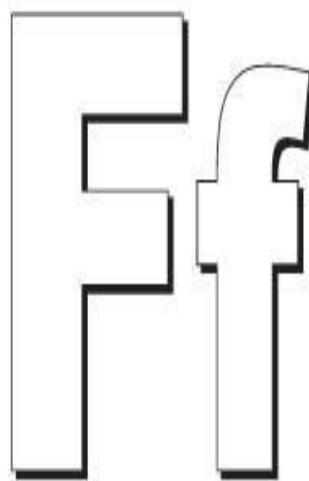


Nature Meets Dance


- Engage in some simple stretching movements: balance like trees, roll through the river, make motionless shapes like rocks
- Animal dance: wiggle tails, wrinkle noses, hop, thump, and stomp
- Cool down: go back to the idea of trees, water, and also wind by swaying, balancing, twisting branches, and bending over rocks




Colouring Page



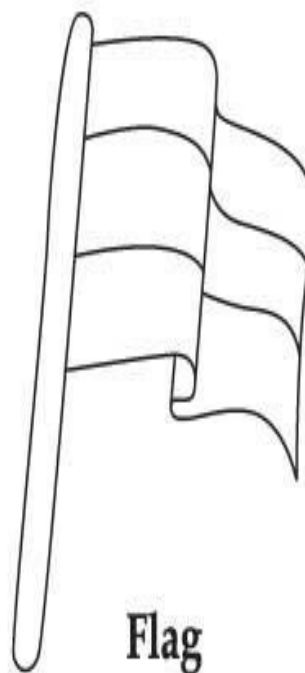
Fish



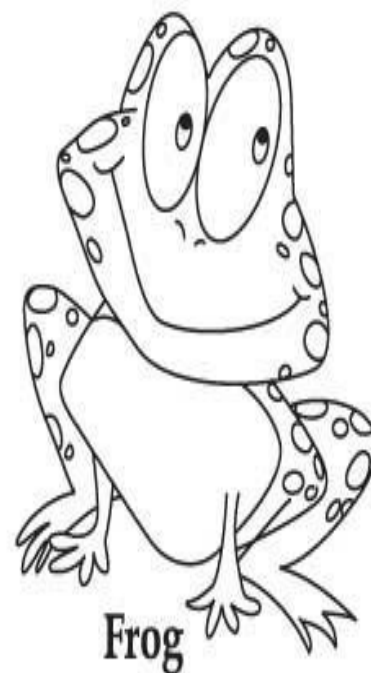
Fox



Fire



Flag



Frog

