



Government of the Republic of Trinidad and Tobago

MINISTRY OF EDUCATION



ECCE Activity Pack

Week 2 Term 2



CARING FOR THE EARTH: GREEN TIPS TO SHARE WITH CHILDREN



BE A MODEL CITIZEN

The most important way to help children care for the Earth is by modeling it ourselves. Children will model the behaviour of adults in their environment. They are like curious little

sponges who take in stimuli from the world around them and reflect (mirror) what they have learnt.

GROW YOUR OWN ORGANIC FOOD

If it is not possible to have a garden where you live, then you can consider container gardening. If you practice gardening your children are more likely to start and possibly continue with it and have their own gardens when they grow up.

Conventional farming may use chemical fertilizers, pesticides and weedicides that may introduce toxins into the environment. Organic farming, on the other hand, is an alternative way to grow food that helps to reduce the release of toxins in the environment.



SHOP LOCAL AND ORGANIC

If you cannot grow your own food try buying natural whole foods and local organic seasonal produce.


USE BIO-BAGS

Bring your own reusable bags to any and all stores - not just the grocery store!

REDUCE ENERGY CONSUMPTION AT HOME

Turn off lights when you leave rooms. Hang clothing to dry whenever possible. Limit water use when washing your hands, doing the dishes, showering or brushing your teeth. Unplug electrical appliances when not in use.

Remote Learning

Time	Activity
9:00 - 9:30	Personal Awareness Preparation for the day 
9:30 - 10:00	Circle Time (Online) Discussion about values: Reading stories 
10:00 - 10:15	Individual Activity (Online) 
10:15 - 10:30	Fruit Time 
10:30 - 11:00	Outdoor Play 
11:00 - 11:30	Stories / Rhymes 
11:30 - 12:30	Lunch Break & Clean up 
12:30 - 12:45	Recall - Discussion based on the day's activities 

Learning Outcomes

Children will-

Develop fine motor skills as they pour, arrange and mix.

Develop gross motor skills as they collect objects.

Develop respect for the environment.

Explore concepts related to people and how they live

Develop the confidence and ability to express themselves through role-play.

Materials: clear containers, baskets/bowls, candle, sand, pebbles, shells, plastic animals, black, green, blue food colouring



Activities for three (3) and four (4) year old—PART 1



Monday

Investigating our environment

- An adult will explain that the environment is made up of **land, water** and **air**
- Label three empty clear containers as seen in the picture
- * Collect dirt for the container labelled "land"
- * Scoop up some air, since it is all around us
- * Fill one container with tap water
- An adult will discuss what is pollution and ways that we can pollute the environment





What is Pollution?

Pollution is anything that can be seen or not seen that causes harm to the environment

Happy Earth, Sad Earth Sorting

- Label two baskets or containers with "Happy Earth", "Sad Earth"
- Place some items from around the environment; leaves, sticks, vines, banana skins, potato peelings, Chubby bottles, plastic forks
- Encourage the child to move around, sort the items and place them in the correctly labelled basket or container



Tuesday

X' marks the spot on Land Pollution




- Look at the pictures and discuss what is seen
- Identify those that cause land pollution by drawing an 'X' on the picture
- The child can wear his/her **Global Stewards** badge during the activity



Toss it in the Bin

- Place an empty box/container a short distance away from the child
- Use crumpled used newspaper, magazines, plastic bottles, empty juice/milk boxes
- Allow the child to aim and throw the objects into the box/container



Wednesday

Water/Sea Pollution and the Clean Seas Campaign



- Set up an ocean scene using a container. Allow the child to play in the water
- Add pollutants such as snack wrappers, plastic bottles and oil/ black food colouring (to represent oil and sewage)
- Discuss how different the water looks after the pollutants are added

- Engage child in a discussion:

- * Would you swim in this type of water?
- * What do you think will happen to animals in polluted water?
- The child can use a pair of tongs and a strainer to remove the pollutants from the water
- In another container wash the animals using clean water and dish soap

The Beach Clean-Up

- Create a beach scene outdoor by drawing using tape



- Place the objects from the previous activity (crumpled paper, plastic bottles, boxes, wrappers) on the shore and in the water
- Allow the child to clean up the beach using a scoop/dust pan, then dispose of garbage in a bin



Activities for three (3) and four (4) year old—PART 2



Thursday Air Pollution Experiment

- Adult will create an air pollution experiment by lighting a candle and encouraging the child to blow it out
- Discuss where the smoke went and how large amounts of it would affect the earth
- Adult can explain what is air pollution for example- Car exhaust fumes
- Using magazines, newspapers or the internet find pictures of some causes of air pollution



Friday Earth Cookies

Ingredients



Instructions

- Make cookie dough using a basic cookie recipe
- Add blue food colouring to one half of the dough and green to the other. Knead the dough until the colour is fully incorporated
- Take pieces of blue and green dough and squeeze it together until the colours are slightly marbled
- Roll the dough into a ball, and then flatten to make a cookie



Find it and Tag it

- Instruct the child to find objects in the home environment and tag it with paper scraps
- Find and tag:
 - * something blue
 - * something that starts with S
 - * two of the same objects
 - * something shaped like a circle



Waste No Water

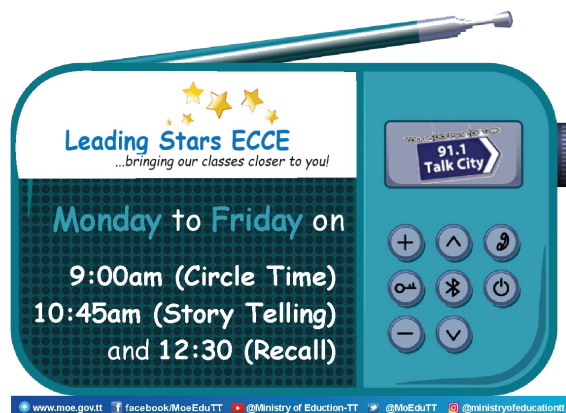
- Fill a clean container with water and place an empty one a short distance away
- Allow the child to use a smaller container to fill the empty container with water from the full one (no spilling)
- If there are more children in the home, add more containers to the game



ECCE RESOURCES

For All ECCE Activity Packs <https://www.moe.gov.tt/ecce-activity-packs-2/> they are free to download and print anytime at your convenience

YouTube link for radio programming <https://bit.ly/3Bxz2WO>



Colouring Page

