



Government of the Republic of Trinidad and Tobago

# MINISTRY OF EDUCATION



## ECCE Activity Pack

Week 13 Term 2

### Easter Traditions to Experience in Trinidad and Tobago

Here are some Easter Traditions

#### Hot Cross Buns

In Trinidad and Tobago, as in many countries around the world, celebrate Easter with delicious Hot Cross Buns on Good Friday. The tradition dates back to the 12th century when an Anglican monk baked buns and marked them with a cross in honour of Good Friday.

#### Beat De Bobolee

One Good Friday tradition that is slowly disappearing is Beating the "Bobolee". The Bobolee is symbolic of Judas Iscariot, the disciple who betrayed Jesus Christ. In true Trinidad style, this tradition was adapted to reflect our local culture and "bobolees" are used to represent persons who have fallen out of favour in our society.

#### Flying Kites

The tradition of making your own kite for an Easter Sunday kite flying competition has become entrenched in Trinidadian culture. The practice began as a religious event with kites made to look like a cross. This is meant to represent Jesus' Ascension into Heaven. We can enjoy colourful squares battling against the wind on Easter Sunday: this is still a comfortably familiar sight.



#### Going to the Beach

Most Trinbagonians celebrate the Easter weekend by going to the beach. You will see families set up with their blankets, umbrellas, buckets and shovels, and of course, with their cricket or football equipment, at all of the usual coastal retreats. It is a great time to relax or be social, with amazing scenery all around you.

From all of us at the ECCE Division, We Wish You and Yours a Happy and Holy Easter!



#### Learning Outcomes

- Develop fine and gross motor skills
- Identify letters/ numbers/shapes/ colours
- Follow directions/instructions
- Learn new vocabulary and extend language

**Materials:** Paper, glue, construction paper, pipe cleaners, paint, spoon, hardboiled egg/lime, hat/bonnet



#### Remote Learning

Time	Activity
9:00 - 9:30	Personal Awareness Preparation for the day
9:30 - 10:00	Circle Time (Online) Discussion about values: Reading stories
10:00 - 10:15	Individual Activity (Online)
10:15 - 10:30	Fruit Time
10:30 - 11:00	Outdoor Play
11:00 - 11:30	Stories / Rhymes
11:30 - 12:30	Lunch Break & Clean up
12:30 - 12:45	Recall - Discussion based on the day's activities

## Activities for three (3) and four (4) year old—PART 1



### What is a WebQuest?

A WebQuest is an activity children complete using the Internet to get information on a specific topic.

### Topic -The Easter Egg

The egg, an ancient symbol of new life, has been associated with festivals celebrating Spring (a European / North American season).

Select the link below to listen to a story entitled "Pete the Cat - Big Easter Adventure" <https://www.youtube.com/watch?v=TnuAmzGhNRU>

Select the link below to listen to a video entitled "How to Make Paper Mache Easter Eggs" <https://youtu.be/3Vkd2gTT8Zc>

Following the videos assist the child to create his/her own Paper Mache Easter eggs which can then be filled with treats for use in an Easter Egg Hunt. Enjoy!



## Monday

### Creating a Paper Lily

- The adult will trace the outline of the child's hand on paper and cut it out
- Roll paper at the wrist and stick with glue
- Use a pencil to pull and curl at the fingers to form petals
- Strip the straw on one end to form a stamen
- Use markers to colour ends of straw or dip in glue and glitter
- Place the straw in the centre of the folded lily and attach using glue or tape



### Egg Hop Match

- Draw and cut out 10 egg shapes (5 pairs) using coloured paper
- Write numerals 1-5 on each pair of egg shapes
- Place one set of egg shapes in a basket on the floor and arrange the other set on the opposite side in order from 1-5
- Allow the child to choose one egg shape at a time from the basket, hop to the opposite side and match the numeral and colour



## Tuesday




### Easter Bunny

- The adult will assist the child with drawing and cutting facial pieces of a bunny (eyes, ears etc.)
- Use glue to attach the features
- Give the child the opportunity to count features on the bunny's face: two eyes, ears etc.
- Stick pipe cleaners or straws as whiskers on bunny's face


### Egg and Spoon

- Place a plastic egg or a small fruit (lime, guava etc.) on a spoon
- Encourage the child to run or walk at a fast pace while holding the spoon and balancing the egg or fruit





## Activities for three (3) and four (4) year old—PART 2



### Wednesday

#### Easter Basket

- The adult will help the child create an Easter basket of their choice
- Cut Bristol board in the shape of a rectangle
- Glue the ends of the rectangle to form the base of the basket
- Cut a thin strip for the handle
- Decorate as seen in the picture



#### Bunny footwork

- Using white and pink paper cut out five bunny feet
- Label each bunny feet with numbers 1 - 5
- Stick the bunny feet to floor in random order
- Encourage the child to stand at a starting space
- An adult will call out a number and the child will be encouraged to bunny hop to the bunny foot with that number
- Repeat until all numbers have been found



### Thursday

**Easter Bonnet**- Allow the child to choose one and create an Easter Bonnet

The Incredible Easter Floral Bonnet

The Grassy Topped Chick's Nest Easter

The Bunny Rabbit Bonnet



### Friday

#### Easter Bonnet Parade

- The adult will assist the child to dress in an outfit with his/her Easter Bonnet and basket
- Parent and child will prepare a brief presentation (child's name, materials used to make their hat and basket, name of the presentation)
- The child will model/parade in his/her outfit, hat, basket or bouquet to appropriate music



#### Spiritual Baptist Day

This public holiday in Trinidad and Tobago is always celebrated on March 30th each year.


Spiritual Baptist Day may also be known as Shouter Baptist Liberation Day and marks the 1951 repeal of the ban on practising the religion.

#### Rhythm of the People Unity Dance



- Engage in a discussion on Shouter Baptist Liberation Day
- Play the "Rhythm of a People" song by Ella Andall
- Invite the child to create a dance, using these steps (forward, backward and side steps, clockwise and anti-clockwise circles, hands waving upward in the air, hands stretched out at the sides, and heel and toe steps)
- The child can incorporate the drum and toc-toc instrument in the dance piece

#### Egg Roll



- Allow the child and other family members to stand behind a starting line with a plastic egg on the ground
- Encourage the child and family members to roll the egg across a finish line in several different ways: by pushing with a spoon, gently kicking with one foot, or even crawling on the ground and using their noses or chins to move the eggs forward





# Colouring Page

