



Government of the Republic of Trinidad and Tobago

MINISTRY OF EDUCATION



ECCE Activity Pack

Week 12 Term 2

FACTS ABOUT EASTER



-The date for Easter varies each year. This is because Easter falls on the first Sunday after the full moon following the March equinox.

-Easter is the Christian celebration of the resurrection of Jesus Christ. It is the oldest Christian tradition.

-Easter marks the end of the 40-day period of Lent, which is a traditional time of fasting that begins on Ash Wednesday.

-The week before Easter is known as Holy Week. This begins on Palm Sunday and includes Maundy Thursday (the day of the Last Supper), Good Friday (the day of Christ's crucifixion), and Holy Saturday (the time between the crucifixion and

-Decorating Easter eggs first began with the custom of staining eggs red to symbolise the blood shed by Christ during the crucifixion.

-Hot cross buns were one of the earliest Easter treats, and were made by European monks to be given out to the poor during Lent.

-The first chocolate Easter eggs were made in France and Germany as far back as the early 19th century.

-The idea of the Easter Bunny originated among German Lutherans as the Easter Hare.



Learning Outcomes

- Learn new vocabulary and extend language.
- Develop fine and gross motor skills as they manipulate various materials and integrate movement during the activities.
- Gain awareness of connections between events, festivals, cultural traditions and experiences of our people within and beyond the early childhood education setting




Materials: Bristol board, construction paper, glue, old magazines, photos, scissors, plastic bottles, plates (plastic/Styrofoam), apples, pears, chocolate chips, plastic bottles

Remote Learning

Time	Activity
9:00 - 9:30	Personal Awareness Preparation for the day 
9:30 - 10:00	Circle Time (Online) Discussion about values: Reading stories 
10:00 - 10:15	Individual Activity (Online) 
10:15 - 10:30	Fruit Time 
10:30 - 11:00	Outdoor Play 
11:00 - 11:30	Stories / Rhymes 
11:30 - 12:30	Lunch Break & Clean up 
12:30 - 12:45	Recall - Discussion based on the day's activities 

Activities for three (3) and four (4) year old—PART 1

Monday



The International Day of Happiness is an annual United Nations (UN) event promoting the idea that happiness is a global human right. It also promotes the importance of happiness to humanity.




My Happy Cloud

- Discuss with the child why we celebrate International Day of Happiness
- Have the child talk about things that make him/her happy
- Allow the child to think about things they can do to make others happy such as share, help, and be kind
- Make a happy cloud as seen in the picture




Happy Scavenger Hunt

- The adult will collect items (toy, book, item with the child's favourite colour, snack/fruit/drink) and hide them in various places around the home
- The child will then be given the opportunity to search and find the hidden items
- The parent can give the child clues to where the materials may be hidden



Tuesday

Sequencing the Easter Story



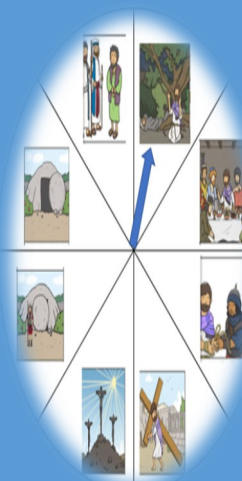
- The adult will use pictures to tell the story of Jesus' crucifixion.
- The child will use the story wheel to discuss parts of the story
- The child will use the pictures to sequence the story- what happened first, what comes second, what comes next, what happen after, what happen at the end of the story ?



Easter Story Wheel Fun

The adult will discuss parts of the story and demonstrate the actions e.g.

- Walk 2meters
- Make a T with your body
- Pretend to ride on a donkey
- Hop 3 times
- Roll a stone using a stick



Activities for three (3) and four (4) year old—PART 2

Wednesday The Last Supper Pop up Activity



- The adult will discuss the story of the Last Supper
- Allow the child to count the number of disciples
- Follow the steps in the picture and create your pop up card



Pin the Donkey tail



- The adult will draw a donkey; any material can be used for the tail
- Stick the donkey on the wall, high enough for the child to reach
- The adult will blindfold the child
- The child will be given the

donkey's tail to pin
-Family members can join

Thursday

He is Risen Paper Plate Craft



- The adult will use the Story Wheel and recall parts of the Easter story
- Discuss what event took place on the 3rd day
- Encourage the child to count from 1- 3
- Allow the child to create his/her paper plate craft as seen in the picture

Friday

Pear Bunny Salad

Ingredients

- 1
- 1
- 6
-

- 1- Pear
- 1 - Apple
- 6- Chocolate chips
- Whip cream (optional for tail)



Easter Bunny Bean Bag Toss



- The adult will create a bunny as seen in the picture
- Using rice or beans create a small bean bag
- Draw a carrot on the outer side of the bag
- Give the child the opportunity to toss the bags into the mouth of the Easter bunny



Easter Bunny Bowling

- Create Easter bunnies as seen in the picture (any amount the child desires)
- Make a paper ball or use any ball at home to knock down the Easter bunnies
- Count the standing bunnies
- Keeping trying until all the bunnies are knocked down



Colouring Page

HAPPY
EASTER

